

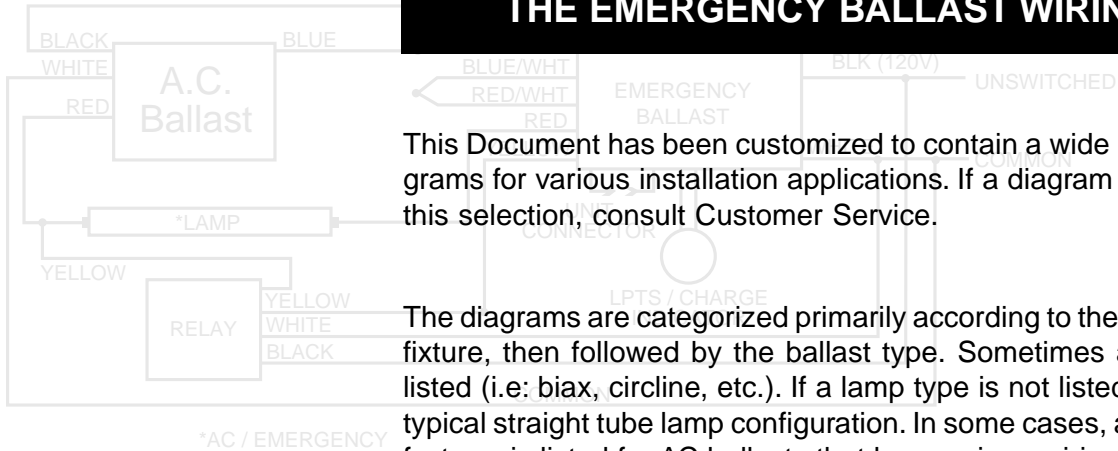
Thomas&Betts

**EMERGENCY BALLAST
WIRING GUIDE**

rev. 103103



HOW TO USE THE EMERGENCY BALLAST WIRING GUIDE



This Document has been customized to contain a wide library of individual diagrams for various installation applications. If a diagram cannot be found within this selection, consult Customer Service.

The diagrams are categorized primarily according to the number of lamps in the fixture, then followed by the ballast type. Sometimes a specific lamp type is listed (i.e: biax, circline, etc.). If a lamp type is not listed, the diagram shows a typical straight tube lamp configuration. In some cases, a specific ballast manufacturer is listed for AC ballasts that have unique wiring arrangements.

Diagrams for specific situations can be located within this PDF file by using the following methods:

1) USING THE NAVIGATION WINDOW

Use the Navigation window and select the Emergency Ballast for which the diagram is needed, then scroll through the list of applications to find the diagram(s) that meet the necessary criteria by clicking on the “plus” sign next to the Unit Model. (Many of the diagrams are bookmarked with identical descriptions. Examine the diagram for details as to whether or not it applies to your situation.)

NOTE: The order in which the pages are bookmarked is not indicative of the actual page order, therefore, continuing to the next page after a “Two Lamp Ballast” diagram may not necessarily take you to another “Two Lamp Ballast” diagram. To aid in locating specific diagrams, each has been bookmarked and categorized in the navigation window.

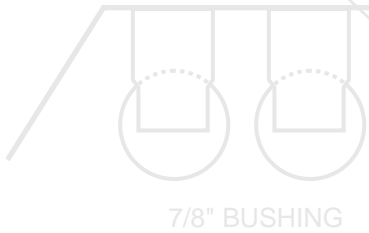
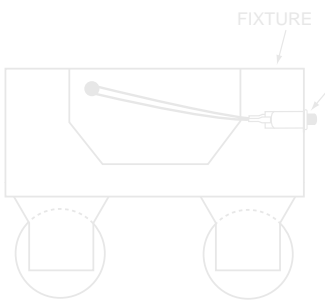
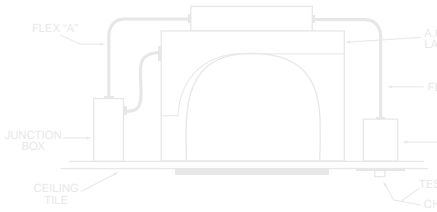
2) USING THE FIND COMMAND

Some diagrams feature a Model List for reference. If you know the actual model number of the AC ballast that the emergency unit is being wired to, you may use the “FIND” tool in the toolbar (Denoted by the binocular icon) to search the diagrams for that particular model. FIND commands may or may not be successful, since not all ballasts models are listed within this file.

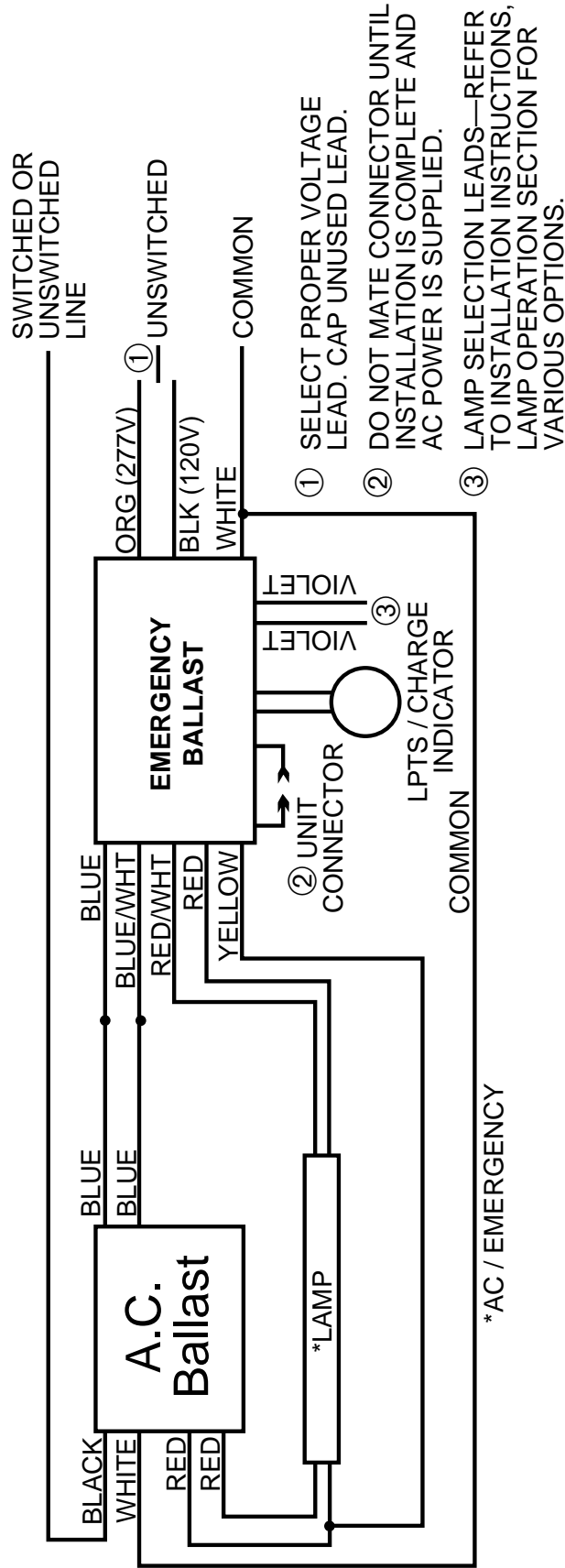
When using the FIND command, it may be helpful to search for only the first few letters or numbers of the model number (i.e. “RCN” or “ECO”) due to the nature of how the reference lists are compiled. Include any hyphens or slashes that may appear in the model number when using the FIND command.

This Guide is by no means an exhaustive record of all AC Ballast/Emergency Unit combinations. If a search using the FIND command or Navigation window is not successful, contact Customer Service for further assistance.

You may request an updated Wiring Diagram Guide at anytime. Please consult Customer Service to find out if a later version with any additions and/or corrections is available.



ONE LAMP RAPID START BALLAST



ADVANCE

HM/VM-1P30-TP
 HM/VHM-1P20-TP
 LQ/VLQ-106F-TP
 R/V-1P817-TP
 R/V-1P825-TP
 R/V-1P32-TP
 R/V-1P840-TP
 R/V-140-TP
 R/V-1U40P-TP
 RC/VC-160-TP
 RC/VC-1P40-TP
 RCN/VCN-1S32
 RCN/VCN-1S40
 REL/VEL-1S40-RH-TP
 REZ-132
 RIC/VIC-132-TP
 RIC/VIC-140-TP
 RK/VK-132-TP
 RK/VK-134-TP
 RS/VS-110-TP
 RS/VS-160-TP
 RZT/VZT-132*

EBT

ECG-120/277-1/40 SR
 SSB1-120/277-1/40 LH

GE

G1-RL-T8-1LL-120/277
 G1-RN-T8-10C-120/277
 G1-RN-T8-1LL-120/277
 G1-RN-T12-1LL-120/277

KINGTEC

132K120/277

LUTRON

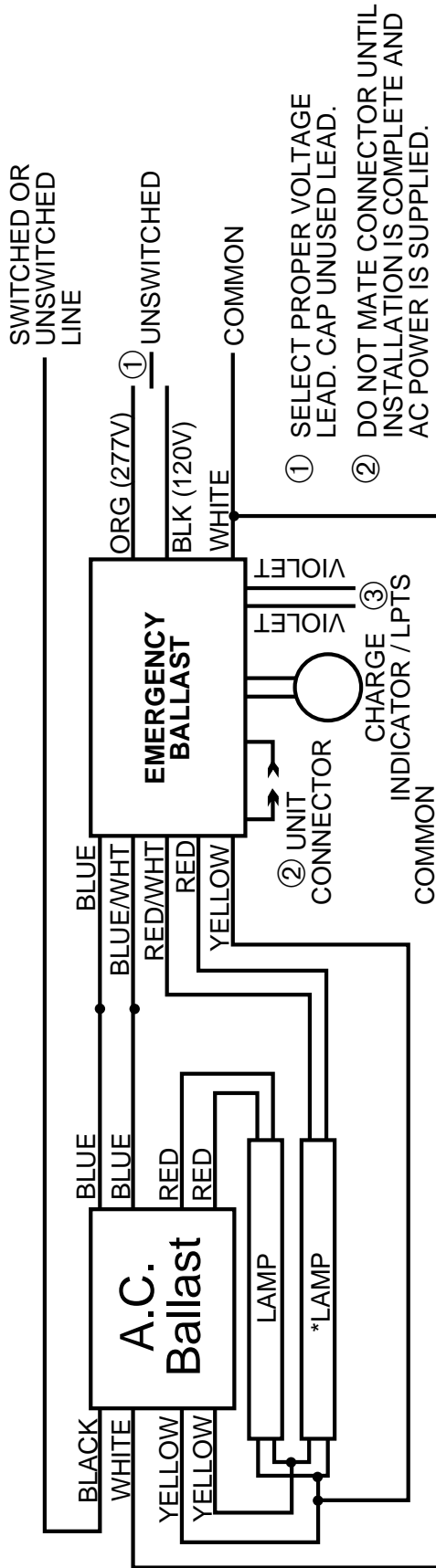
ECO-T832-120/277-1*
 FDB-4827-120/277-1*

MOTOROLA

M1-RL-T8-1LL-A-120/277
 M1-RL-T8-050-D-120
 M1-RN-T12-1LL-B-120/277
 M1-RN-T8-10C-B-120/277
 M1-RN-T8-1LL-D-120/277
 M1-RN-T8-HO-A-120/277
 M1-RV-T8-001-B-120

ALL COMPATIBLE BALLASTS MAY NOT BE LISTED.
 *DIMMING CONTROL WIRES ARE NOT AFFECTED BY EM PACK

TWO LAMP RAPID START BALLAST



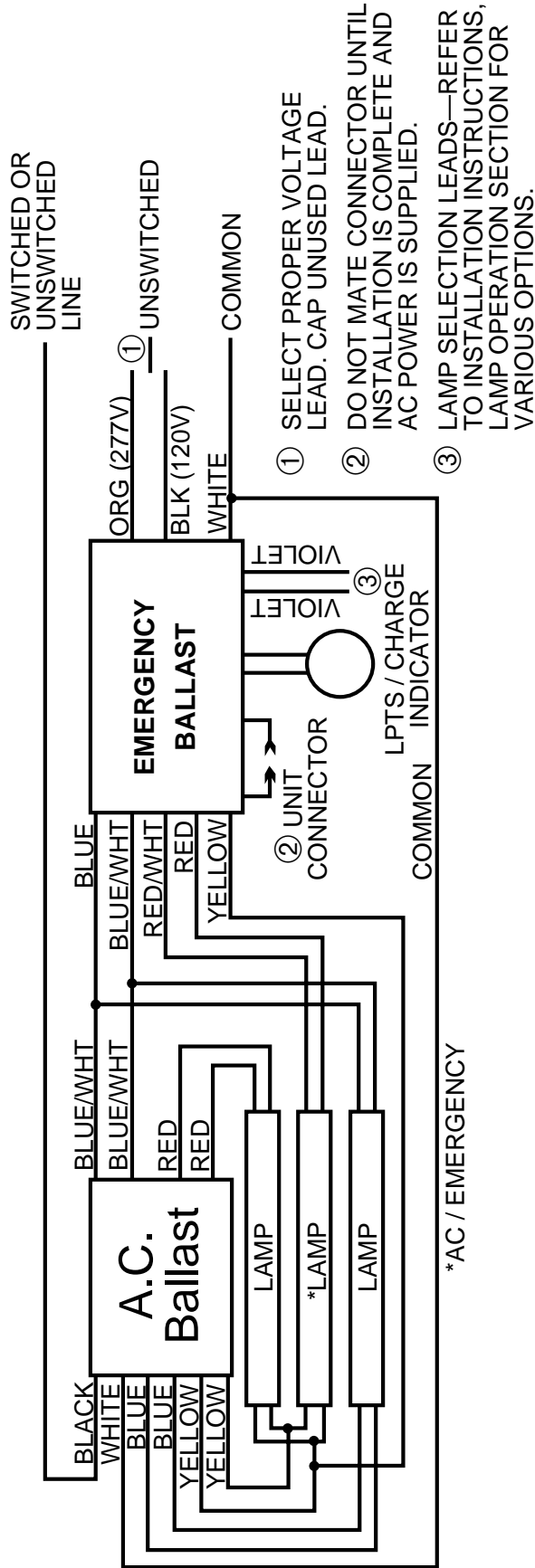
- ① SELECT PROPER VOLTAGE LEAD. CAP UNUSED LEAD.
- ② DO NOT MATE CONNECTOR UNTIL INSTALLATION IS COMPLETE AND AC POWER IS SUPPLIED.
- ③ LAMP SELECTION LEADS—REFER TO INSTALLATION INSTRUCTIONS, LAMP OPERATION SECTION FOR VARIOUS OPTIONS.

*AC / EMERGENCY

ADVANCE
HM/VM-2SP20-TP
R/V-2P817-TP
R/V-2P825-TP
R/V-2P832-TP
R/V-2P840-TP
R/V-2S40-TP
R/V-2SP30-TP
R/V-2S110-TP
RC/VC-2SP40-TP
RC/VC-2S85-TP/FO/RO
RC/VC-2S110-FO/RO
RC-2SP830-TP
RCN/VCN-2S32
RCN/VCN-2S40
REL/VEL-2S40-RH-TP
REL/VEL-2S110-RH-TP
REL/VEL-2TTS39-RH-TP
REL/VEL-2TTS40-RH-TP
REL/VEL-2TTS50-RH-TP
RL-2SP20-TP
RM-2S35-TP
RM/VM-2SP30-TP
RIC/VIC-2S32
RIC/VIC
REZ/VEZ-2S32
EBT
ECG-120/277-2/32 SR
ECG-120/277-2/40 SR
SSB1-120/277-2/32 LH
SSB1-120/277-2/40 LH /-(75%)/-(MPX)
SSB7-120/277-2/32 LH
GE
G2-RH-T8-8FT-120/277
G2-RL-T8-1LL-120/277
G2-RN-T8-10C-120/277
G2-RN-T8-1LL-120/277
G2-RN-T12-1LL-120/277
GOLDSTAR
GB 2x32/FL/R/VHP
KINGTEC
232K120/277
232K120-75%
232K2120
240K120/277
LUTRON
ECO-T832-120/277-2*
FDB-4827-120/277-2*
MAGNETEK
B232 R277 HP
MOTOROLA
M2-RH-T8-1LL-B-120/277
M2-RL-T8-1LL-A-120/277
M2-RN-T12-1LL-B-120/277
M2-RN-T8-10C-B-120/277
M2-RN-T8-1LL-D-120/277

ALL COMPATIBLE BALLASTS MAY NOT BE LISTED.
*DIMMING CONTROL WIRES ARE NOT AFFECTED BY EM PACK

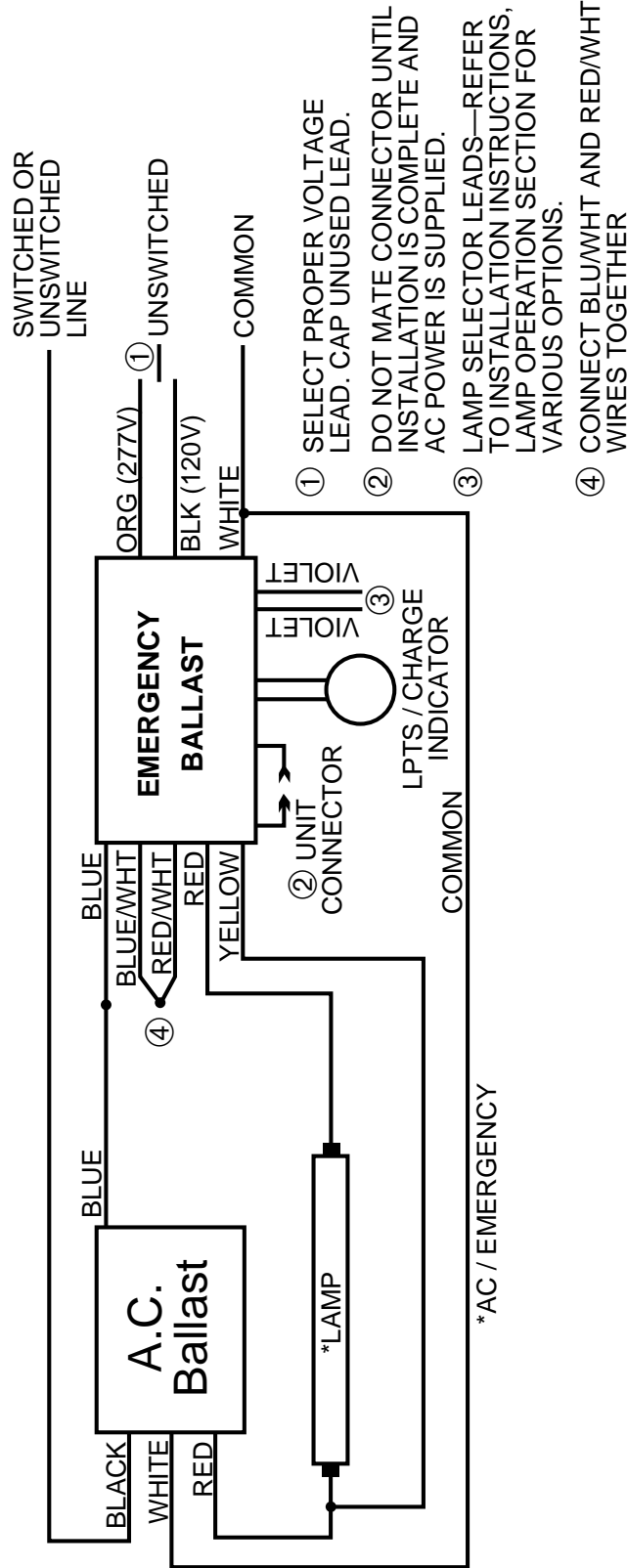
THREE LAMP RAPID START BALLAST



ADVANCE
R/V-3S34-TP
RCN/VCN-3S32
RCN/VCN-3S40
REL/VEL-3S40-RH-TP
RIC/VIC-3S32-TP
RIC/VIC-3S40-TP
RK/VK-3S34-TP
RL-2SP20-TP
RZT/VZT-3S32*
REZ/VEZ-3S32*
EBT
SSB1-120/277-3/32 LH
SSB1-120/277-3/40 LH
GE
G3-RL-T8-ILL-120/277
G3-RL-T8-10C-120/277
G3-RN-T8-1LL-120/277
G3-RN-T12-1LL-120/277
LUTRON
ECO-T832-120/277-3*
FDB-4827-120/277-3*
MOTOROLA
M3-RL-T8-1LL-A-120/277
M3-RN-T12-1LL-B-120/277
M3-RN-T8-1LL-A-120/277

ALL COMPATIBLE BALLASTS MAY NOT BE LISTED.
*DIMMING CONTROL WIRES ARE NOT AFFECTED BY EM PACK

ONE LAMP INSTANT START BALLAST



ADVANCE

RCN/VCN-1P32
REL/VEL-1P32-RH-TP
REL/VEL-1P32-SC

EBT

ECG-120/277-1/32 PI
SSB3-120/277-1/32 IS LH

GE

G1-IN-T8-120/277

GOLDSTAR

GB 1x32/FL/I/120-277
GB 1x32/FL/I/120L-277L

HOWARD

E1/32IS-120/277
EC1/32IS-120/277
ECL1/32IS-120/277
EL1/32IS-120/277

MAGNETEK

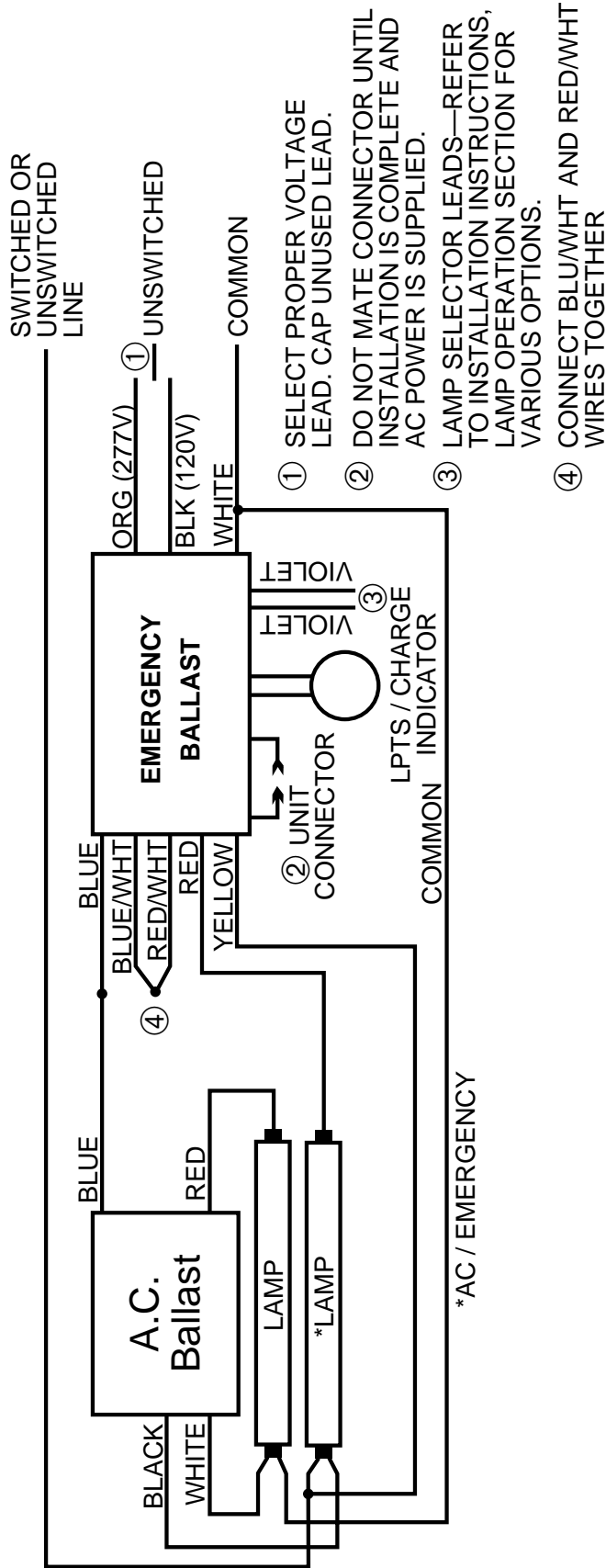
B132I120/277HP
B132I120/277RH

MOTOROLA

M1-IN-T8-1LL-D-120/277
M1-IN-T8-D-120/277
M1-IN-T8-GP-D-120/277

ALL COMPATIBLE BALLASTS MAY NOT BE LISTED.
*DIMMING CONTROL WIRES ARE NOT AFFECTED BY EM PACK

TWO LAMP INSTANT START BALLAST

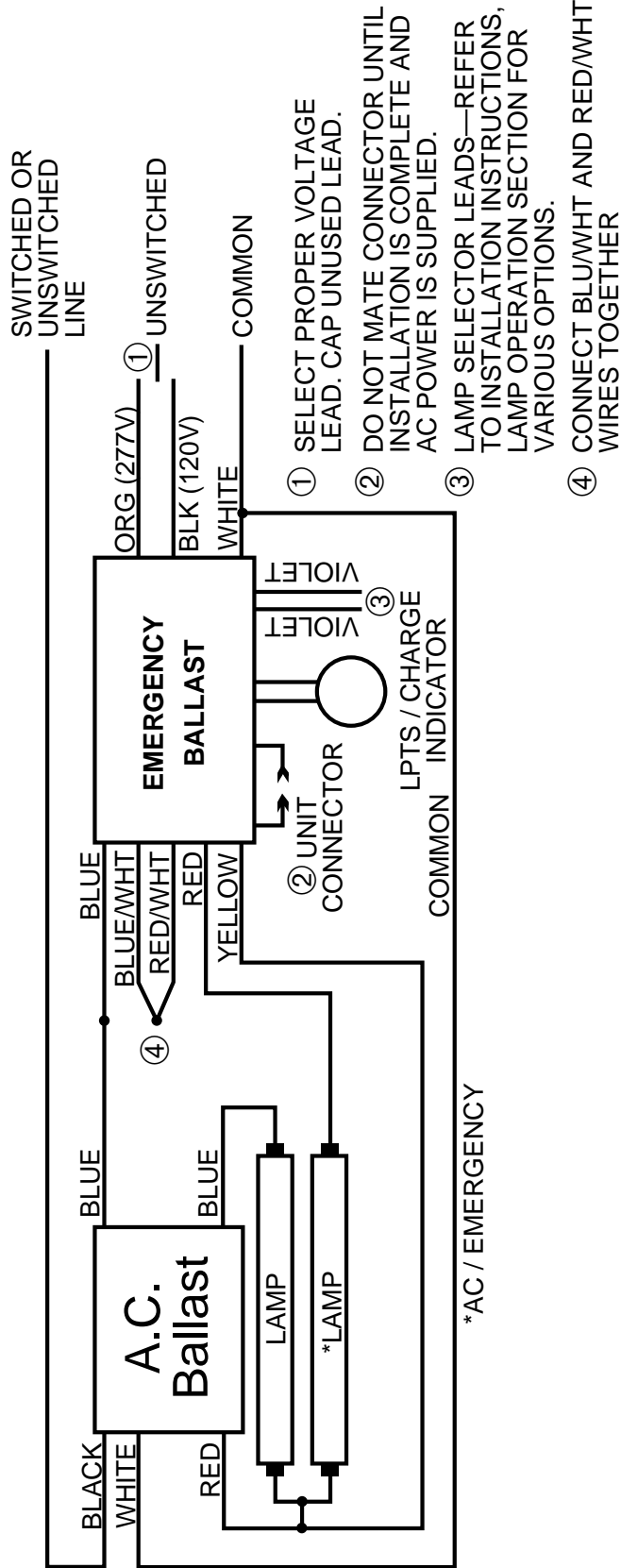


ADVANCE

R-2E75-S-TP

ALL COMPATIBLE BALLASTS MAY NOT BE LISTED.
*DIMMING CONTROL WIRES ARE NOT AFFECTED BY EM PACK

TWO LAMP INSTANT START BALLAST



ADVANCE

RCN/VCN-2P32
REL-2P60-S-RH-TP
REL/VEL-2P17-RH-TP
REL/VEL-2P32-LW-RH-TP
REL/VEL-2P32-RH-TP
REL/VEL-2P32-SC
REL/VEL-2P59-S-RH-TP
REL/VEL-2S86-RH-TP
VEL-2P75-S-RH-TP

EBT

ECG-120/277-2/32 PI
SSB2-120/277-2/17 IS LH
SSB2-120/277-2/32 IS LH
SSB2-120/277-2/59 IS LH
SSB2-120/277-2/96 IS LH /-(MEX)
SSB2-120/277-2/90 IS MPX LH

GE

G2-1L-T8-8FT-120/277
G2-IN-T8-120/277

GOLDSTAR

GB 1x32/FL/I/120-277
GB 1x32/FL/I/120L-277L
GB 1x32/FL/I/120HBF-277HBF

HOWARD

E2/32IS-120/277
EC2/32IS-120/277

KINGTEC

232K1120-IS/277-IS
296K120-T12/277-T12
296K120-T8/277-T8

MAGNETEK

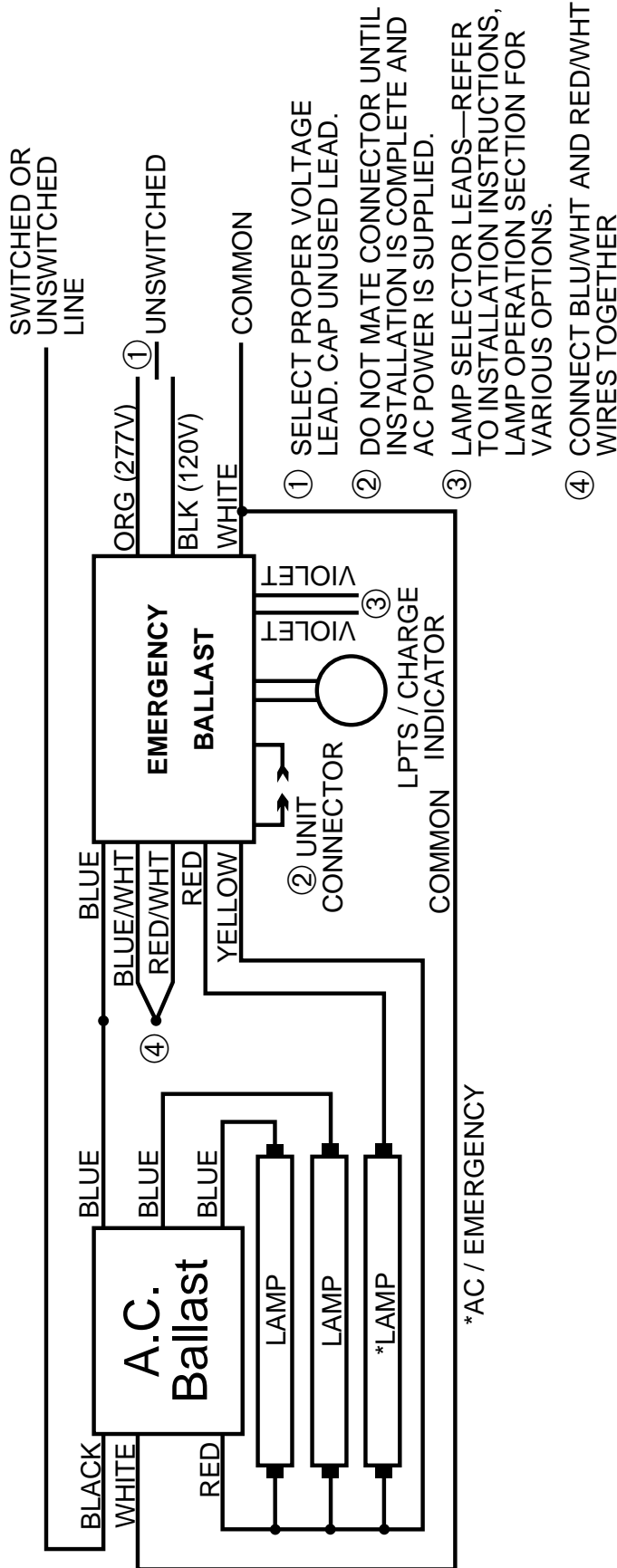
B232120/277HP
B232120/277RH

MOTOROLA

M2-IL-T8-GP-D-120/277
M2-IN-T8-D-120/277
M2-IN-T8-1LL-D-120/277
M2-IN-T8-8FT-A-120/277
M2-IN-T8-8GP-A-120/277
M2-IN-T8-GP-D-120/277

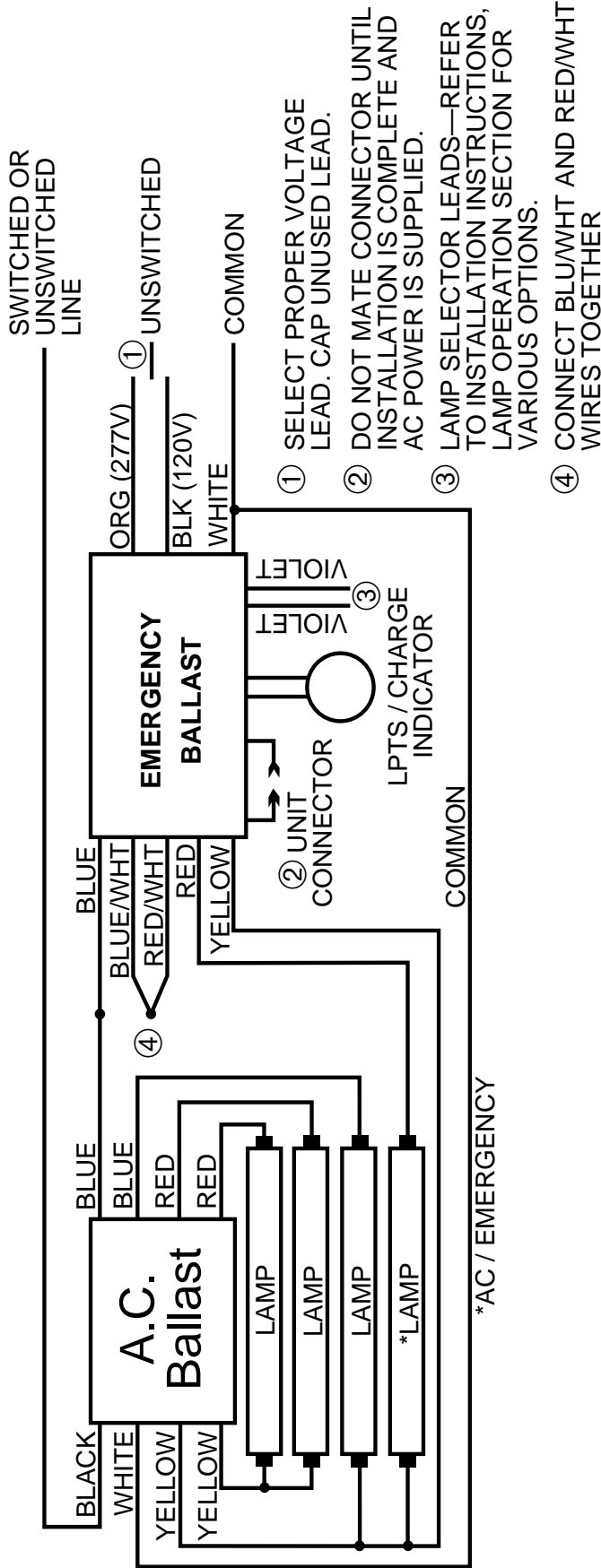
ALL COMPATIBLE BALLASTS MAY NOT BE LISTED.
*DIMMING CONTROL WIRES ARE NOT AFFECTED BY EM PACK

THREE LAMP INSTANT START BALLAST



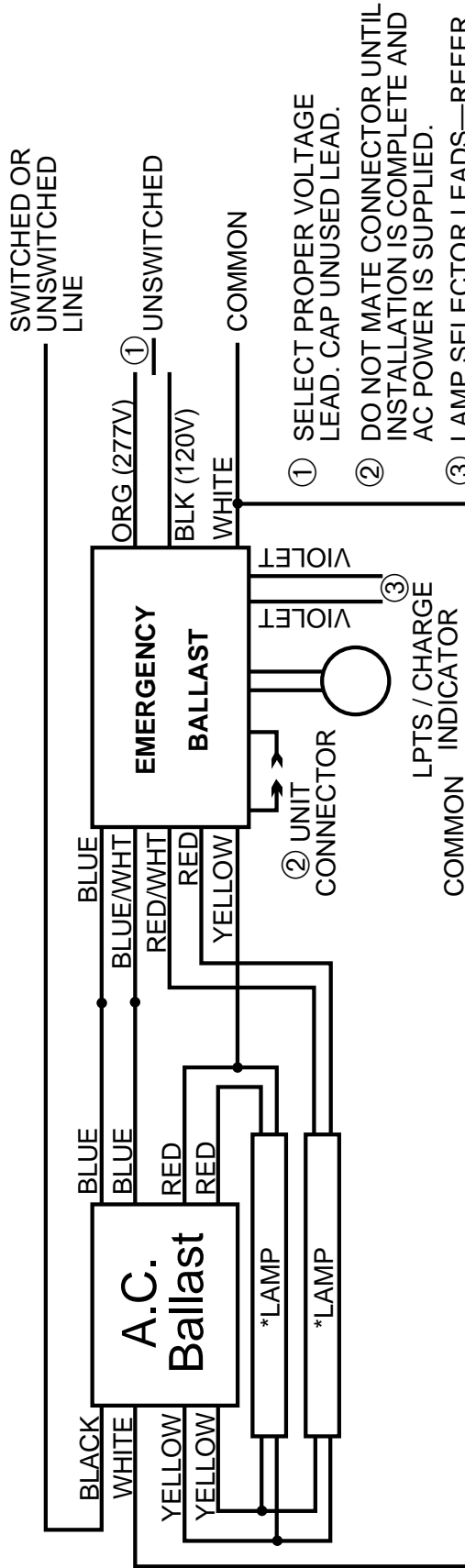
ADVANCE
RCN/VCN-3P32 REL/VEL 3P32-RH-TP REL/VEL-3P32-LW-RH-TP
EBT
SSB2-120/277-3/32 IS LH
GE
G3-IN-T8-120/277
GOLDSTAR
GB 3x32/FL/I/120-277 GB 3x32/FL/I/120L-277L
HOWARD
E3/32IS-120/277 EC3/32IS-120/277 ECL3/32IS-120/277 EL3/32IS-120/277
MAGNETEK
B3321120/277RH B3321120/277HP
MOTOROLA
M3-IL-T8-GP-A-120/277 M3-IN-T8-A-120/277 M3-IN-T8-D-120/277 M3-IN-T8-GP-A-120/277
ALL COMPATIBLE BALLASTS MAY NOT BE LISTED. *DIMMING CONTROL WIRES ARE NOT AFFECTED BY EM PACK

FOUR LAMP INSTANT START BALLAST



ADVANCE
RCN/VCN-4P32 REL/VEL-4P32-RH-TP REL/VEL-4P32-LW-RH-TP
EBT
SSB2-120/277-4/32 IS LH /-(75%)
GE
G4-IN-T8-120/277
GOLDSTAR
GB 4X32/FL/I/120-277 GB 4X32/FL/I/120L-277L
HOWARD
E4/32IS-120/277 EC4/32IS-120/277
KINGTEC
432K120-IS/277-IS 432K120-75%
MAGNETEK
B432I120/277HP B432I120/277RH
MOTOROLA
M4-IL-T8-GP-A-120/277 M4-IN-T8-A-120/277 M4-IN-T8-D-120/277 M4-IN-T8-GP-A-120/277
ALL COMPATIBLE BALLASTS MAY NOT BE LISTED. *DIMMING CONTROL WIRES ARE NOT AFFECTED BY EM PACK

TWO LAMP RAPID START BALLAST WITH TWO LAMP EMERGENCY OPERATION



*AC / EMERGENCY

ADVANCE

- HM/VM-2SP20-TP
- R/V-2P817-TP
- R/V-2P825-TP
- R/V-2P832-TP
- R/V-2P840-TP
- R/V-2S40-TP
- R/V-2SP30-TP
- R/V-2S110-TP
- RC/VC-2SP40-TP
- RC/VC-2S85-TP
- RC-2SP830-TP
- RCN/VCN-2S32
- RCN/VCN-2S40
- REL/VEL-2S40-RH-TP
- RM-2S35-TP
- RM/VM-2SP30-TP
- RL-2SP20-TP
- RIC/VIC-2S32
- RIC/VIC-2S40-TP
- REZ/VEZ-2S32
- RK/VK-2S32-TP
- RK/VK-2S34-TP
- RK/VK-2S40-TP
- RK/VK-2S110-TP
- RS/VS-2S60-TPS
- RS/VS-2S110-TP
- RZT/VZT-2S32*

EBT

- ECG-120/277-2/32 SR
- ECG-120/277-2/40 SR
- SSB1-120/277-2/32 LH
- SSB1-120/277-2/40 LH /-(75%)/-(MPX)
- SSB7-120/277-2/32 LH

GE

- G2-RH-T8-1LL-120/277
- G2-RL-T8-1LL-120/277
- G2-RN-T8-10C-120/277
- G2-RN-T8-1LL-120/277
- G2-RN-T12-1LL-120/277

GOLDSTAR

- GB 2X32/FL/R/VHP

KINGTEC

- 232K120/277
- 232K120-75%
- 232K2120
- 240K120/277

LUTRON

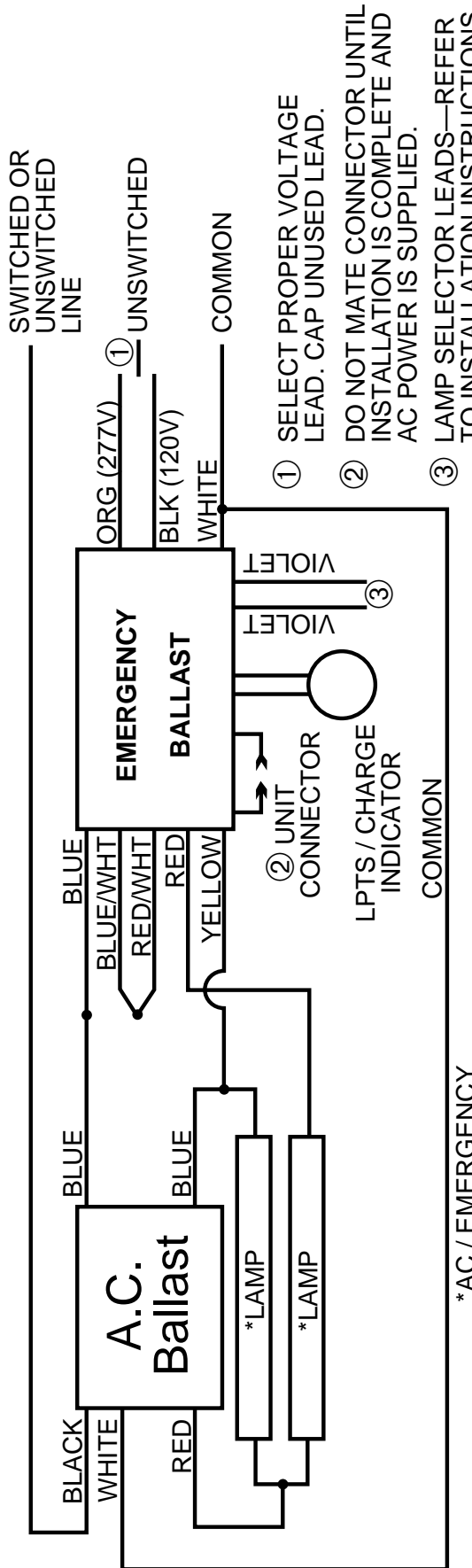
- ECO T832-120/277-2*
- FDB 4827-120/277-2*

MOTOROLA

- M2-RH-T8-1LL-B-120/277
- M2-RL-T8-1LL-A-120/277
- M2-RN-T12-1LL-B-120/277
- M2-RN-T8-10C-B-120/277
- M2-RN-T8-1LL-D-120/277

ALL COMPATIBLE BALLASTS MAY NOT BE LISTED.
*DIMMING CONTROL WIRES ARE NOT AFFECTED BY EM PACK

TWO LAMP INSTANT START BALLAST WITH TWO LAMP EMERGENCY OPERATION



ADVANCE

RCN/VCN-2P32
REL/VEL-2P17-RH-TP
REL/VEL-2P32-LW-RH-TP
REL/VEL-2P32-RH-TP
REL/VEL-2P32-SC

EBT

ECG-120/277-2/32 PI
SSB2-120/277-2/17 IS LH
SSB2-120/277-2/32 IS LH
SSB2-120/277-2/32 IS MPX LH

GE

G2-IN-T8-120/277

GOLDSTAR

GB 2x32/FL/I/120-277
GB 2x32/FL/I/120L-277L
GB 2x32/FL/I/120HBF-277HBF

HOWARD

E2/32IS-120/277
EC2/32IS-120/277

KINGTEK

232K120-IS/277-IS

MAGNETEK

B232I120/277HP
B232I120/277RH

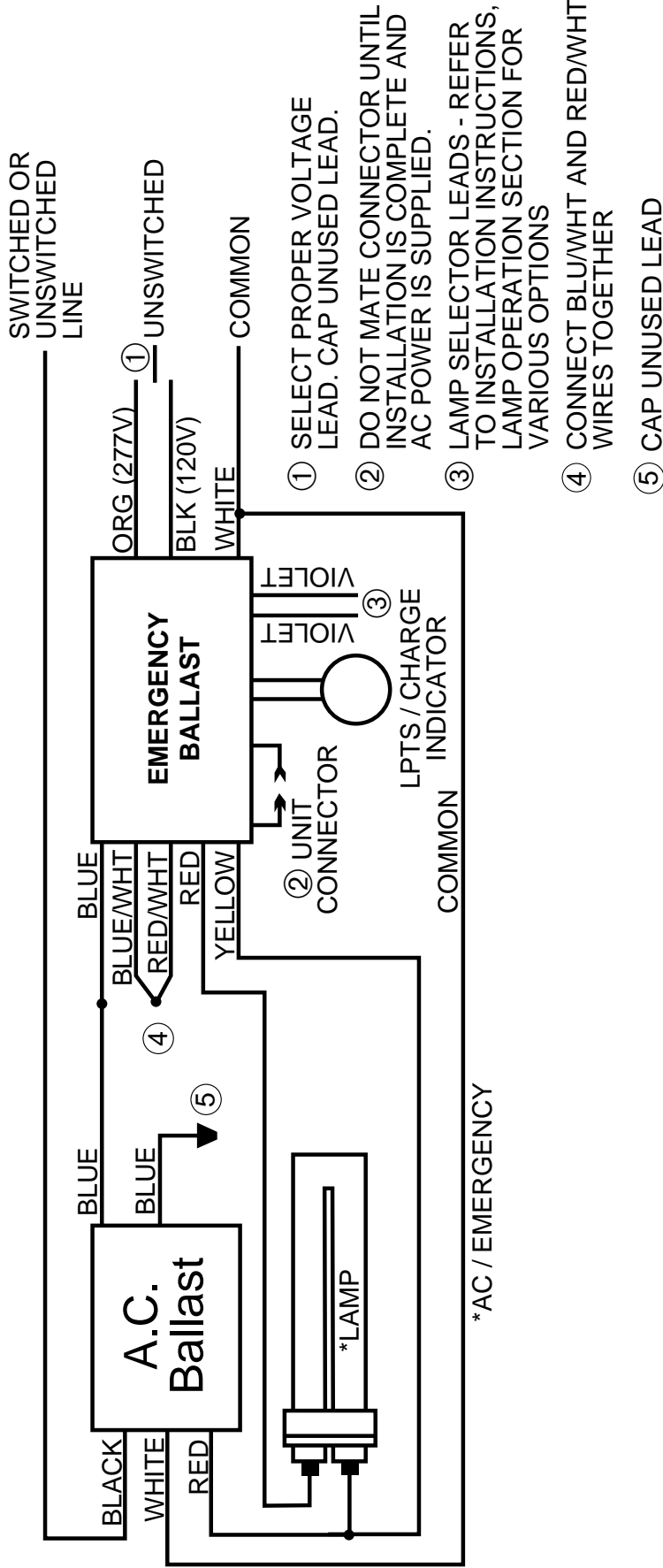
MOTOROLA

M2-IL-T8-GP-D-120/277
M2-IN-T8-D-120/277
M2-IN-T8-1LL-D-120/277
M2-IN-T8-GP-D-120/277

ALL COMPATIBLE BALLASTS MAY NOT BE LISTED.
*DIMMING CONTROL WIRES ARE NOT AFFECTED BY EM PACK

1LBX_80

ONE LAMP BIAx



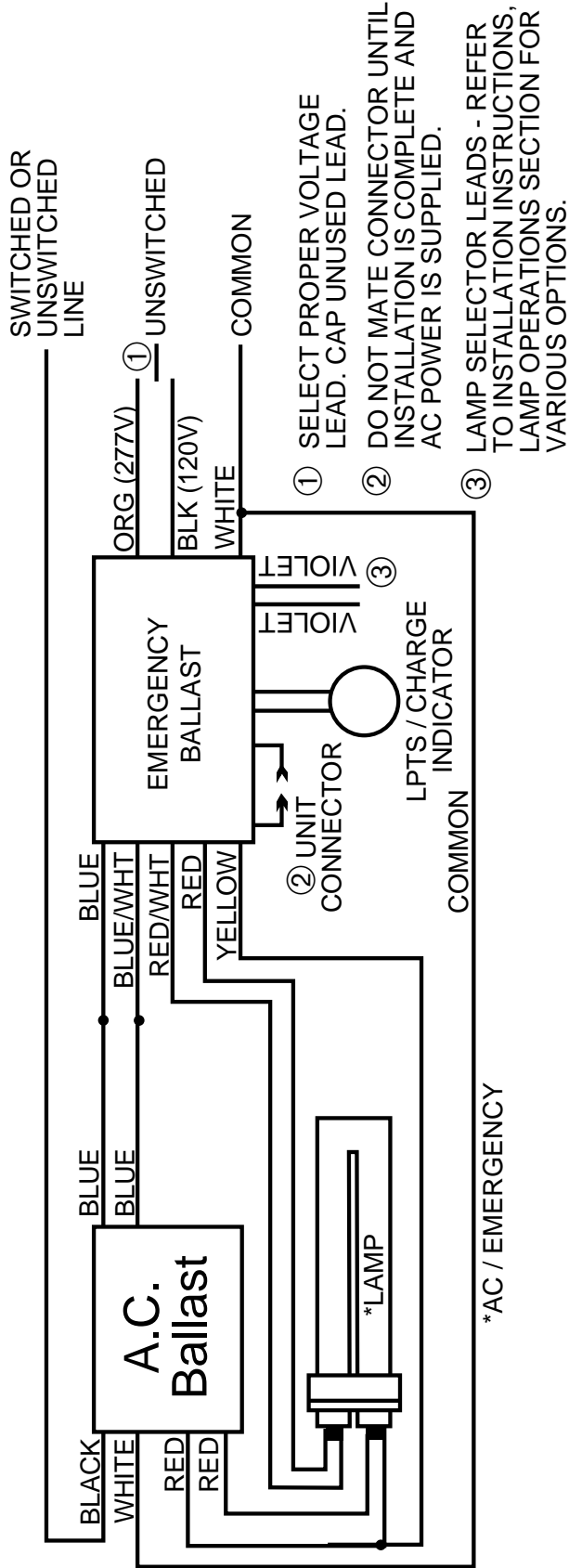
MAGNETEK

C2401120/277RH

ALL COMPATIBLE BALLASTS MAY NOT BE LISTED.
*DIMMING CONTROL WIRES ARE NOT AFFECTED BY EM PACK

1BXLR5B

ONE BIAX LAMP RAPID START BALLAST



ADVANCE

R/V-1BP27-TP
R/V-1BP39-TP
R/V-1BP40-TP

EBT

SSB1-120/277-1/50 TT LH

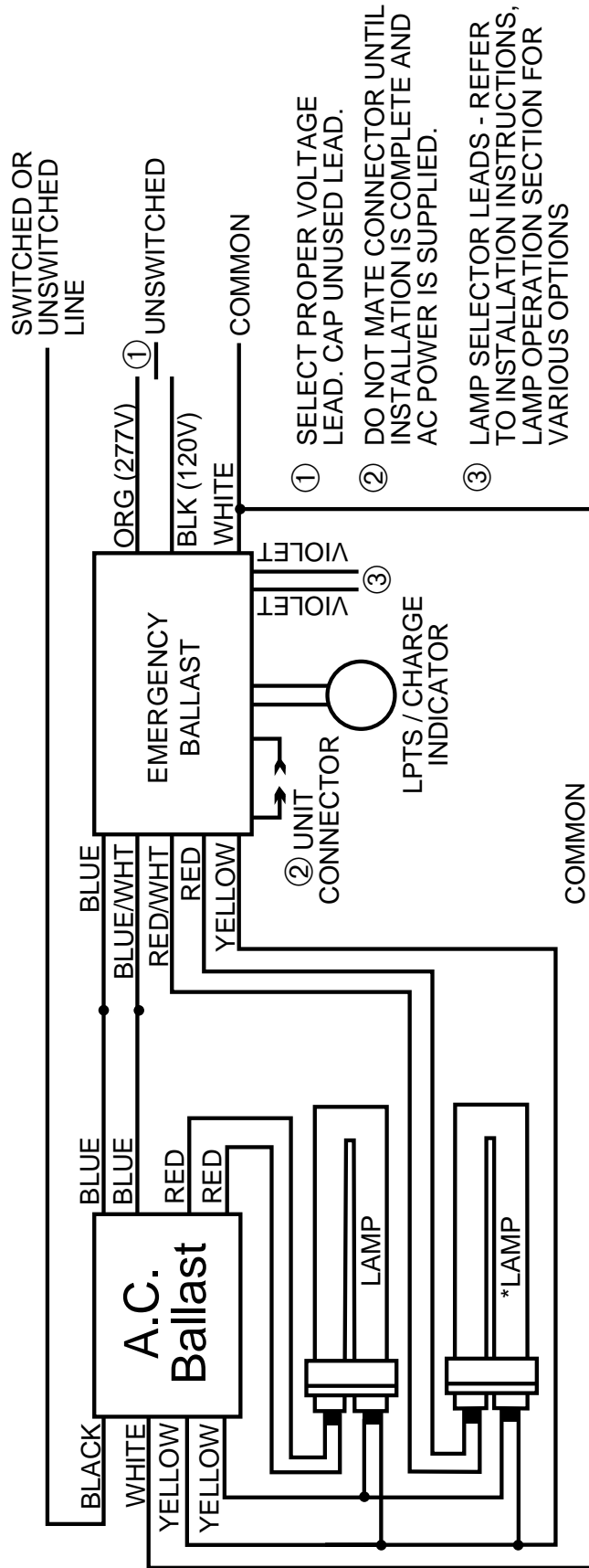
MOTOROLA

M1-RL-T8-1LL-A-120/277
M1-RL-T8-050-D-120
M1-RN-T12-1LL-B-120/277
M1-RN-T8-10C-B-120/277
M1-RN-T8-1LL-D-120/277
M1-RN-T8-HO-A-120/277
M1-RV-T8-001-B-120

ALL COMPATIBLE BALLASTS MAY NOT BE LISTED.
*DIMMING CONTROL WIRES ARE NOT AFFECTED BY EM PACK

2BXLRSB_80

TWO BIAX LAMP RAPID START BALLAST



ADVANCE

R/V-2BS27-TP
R/V-2BS39-TP
R/V-2BS40-TP

EBT

SSB1-120/277-2/39 TT LH
SSB1-120/277-2/40 TT LH /-(75%)
SSB1-120/277-2/50 TT LH

GE

G2-RN-T5/40-ILL-120/277

LUTRON

ECO-T540-120/277-2

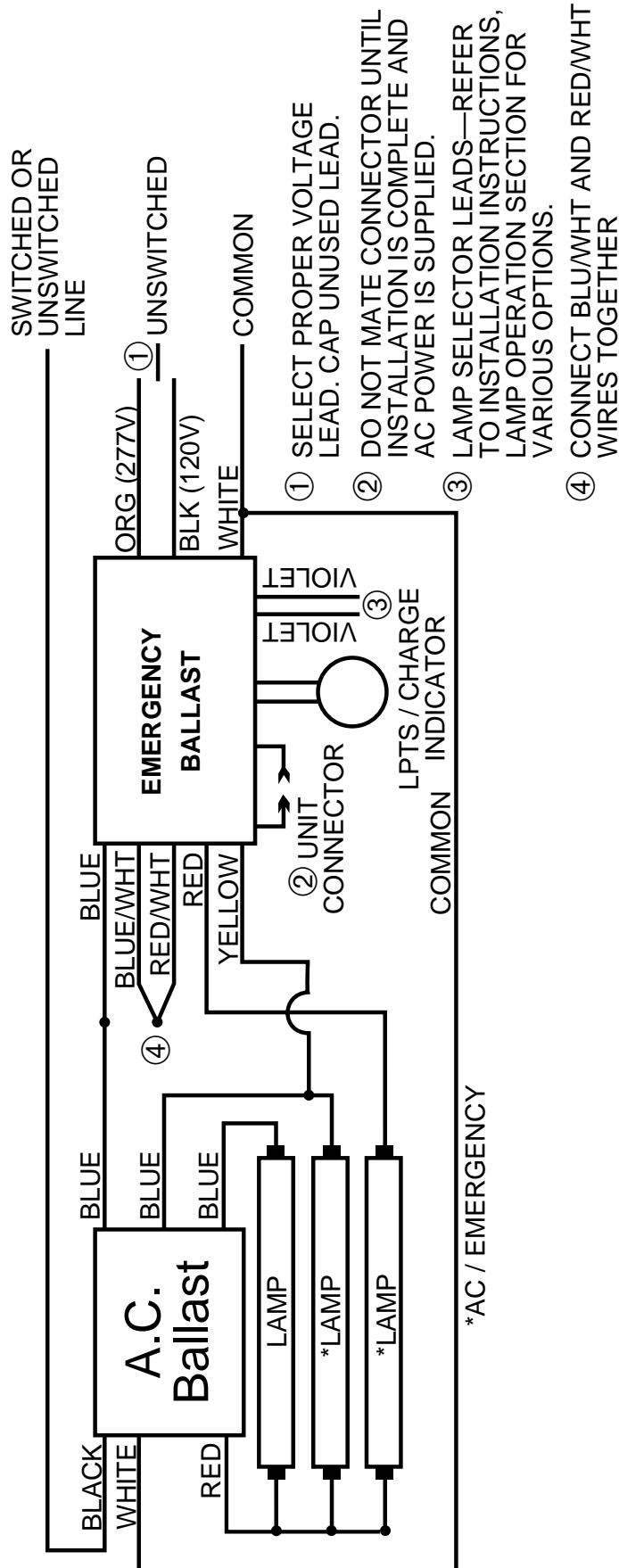
MOTOROLA

M2-RH-T8-1LL-B-120/277
M2-RL-T8-1LL-A-120/277
M2-RN-T12-1LL-B-120/277
M2-RN-T5/40-1LL-B-120/277
M2-RN-T8-10C-B-120/277
M2-RN-T8-1LL-D-120/277

ALL COMPATIBLE BALLASTS MAY NOT BE LISTED.
*DIMMING CONTROL WIRES ARE NOT AFFECTED BY EM PACK

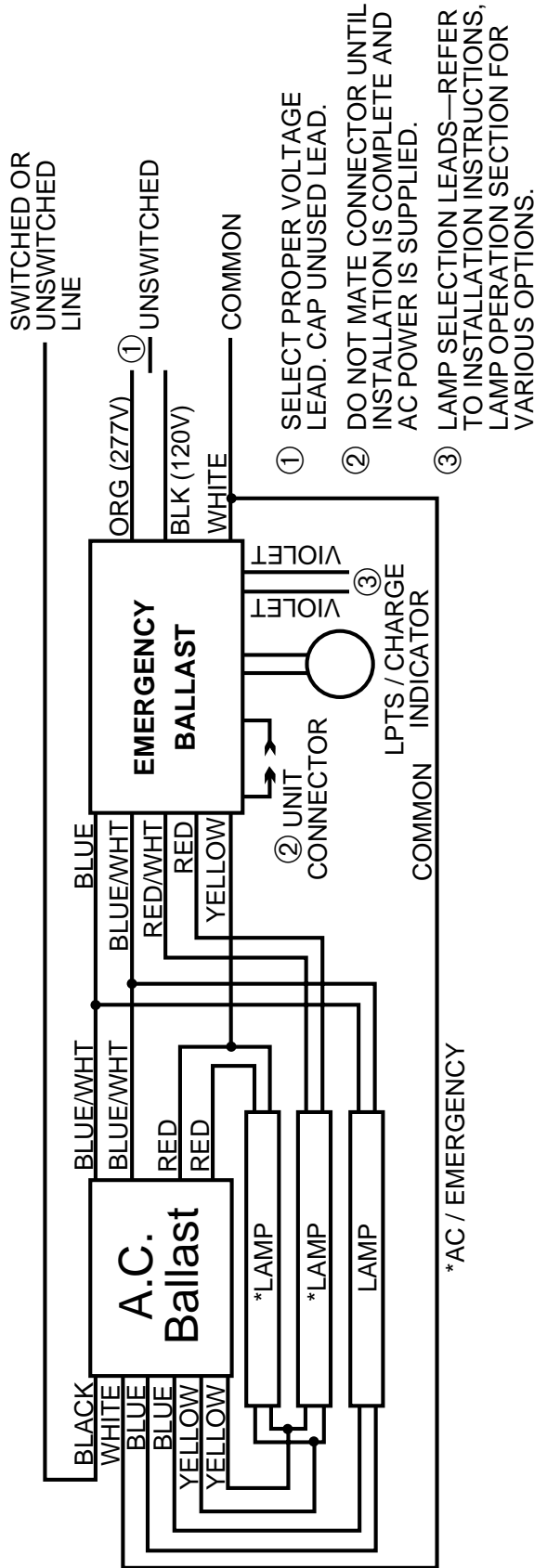
3LISB_2LEO_80

THREE LAMP INSTANT START BALLAST WITH TWO LAMP EMERGENCY OPERATION



ADVANCE
RCN/VCN-3P32 REL/VEL 3P32-RH-TP REL/VEL-3P32-RH-TP
EBT
SSB2-120/277-3/32 IS LH
GE
G3-IN-T8-120/277
GOLDSTAR
GB 3x32/FL/I/120-277 GB 3x32/FL/I/120L-277
HOWARD
E3/32IS-120/277 EC3/32IS-120/277 ECL3/32IS-120/277 EL3/32IS-120/277
MAGNETEK
B3321120/277RH B3321120/277HP
MOTOROLA
M3-IL-T8-GP-A-120/277 M3-IN-T8-A-120/277 M3-IN-T8-D-120/277 M3-IN-T8-GP-A-120/277
ALL COMPATIBLE BALLASTS MAY NOT BE LISTED. *DIMMING CONTROL WIRES ARE NOT AFFECTED BY EM PACK

THREE LAMP RAPID START BALLAST WITH TWO LAMP EMERGENCY OPERATION



ADVANCE

R/V-3S34-TP
 RCN/VCN-3S32
 RCN/VCN-3S40
 REL/VEL-3S40-RH-TP
 RIC/MIC-3S32-TP
 RIC/MIC-3S40-TP
 RK/VK-3S34-TP
 RL-3SP20-TP
 RZT/VZT-3S32*
 REZ/VEZ-3S32*

EBT

SSB1-120/277-3/32 LH
 SSB1-120/277-3/40 LH

GE

G3-RL-T8-1LL-120/277
 G3-RN-T8-10C-120/277
 G3-RN-T8-1LL-120/277
 G3-RN-T12-1LL-120/277

LUTRON

ECO-T832-120/277-3*
 FDB-4827-120/277-3*

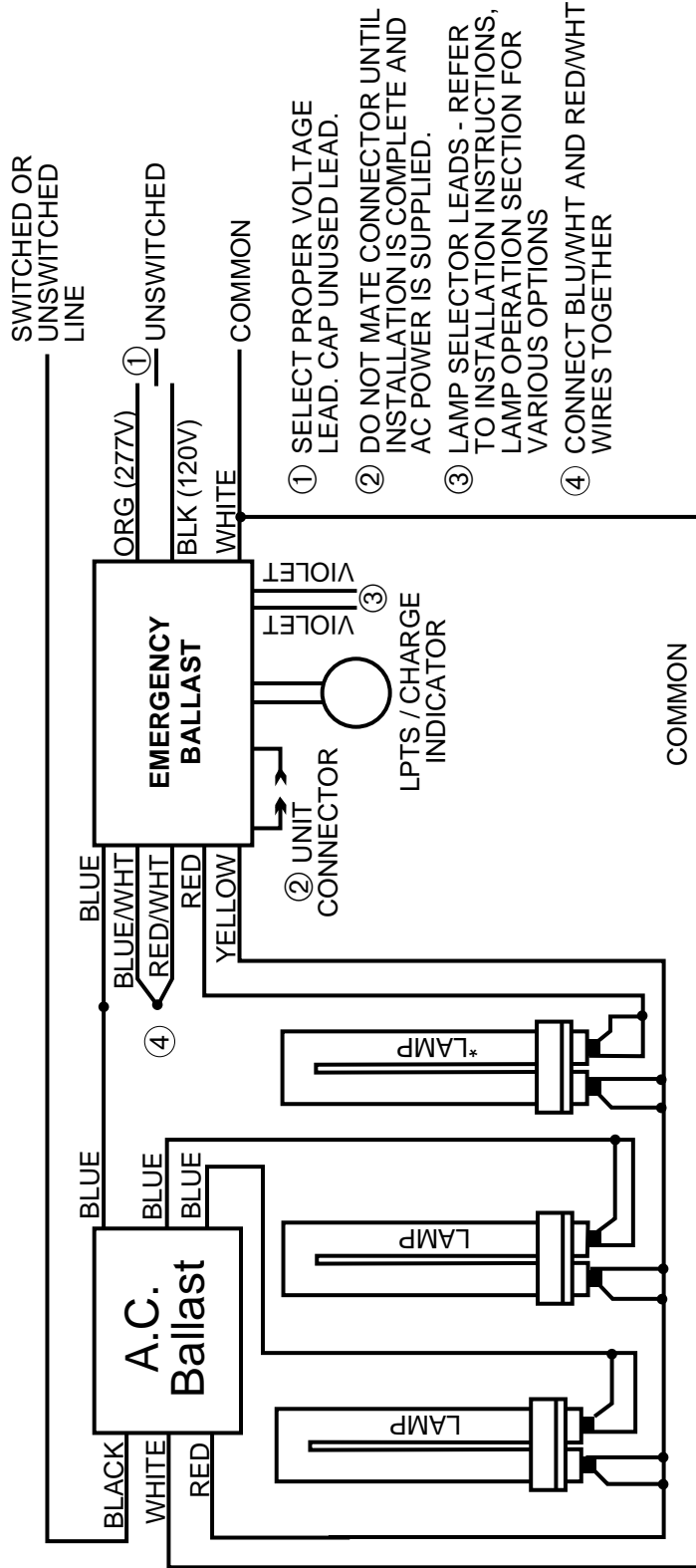
MOTOROLA

M3-RL-T8-1LL-A-120/277
 M3-RN-T12-1LL-B-120/277
 M3-RN-T8-1LL-A-120/277

ALL COMPATIBLE BALLASTS MAY NOT BE LISTED.
 *DIMMING CONTROL WIRES ARE NOT AFFECTED BY EM PACK

3LBXIN_80

THREE LAMP BIAx INSTANT START

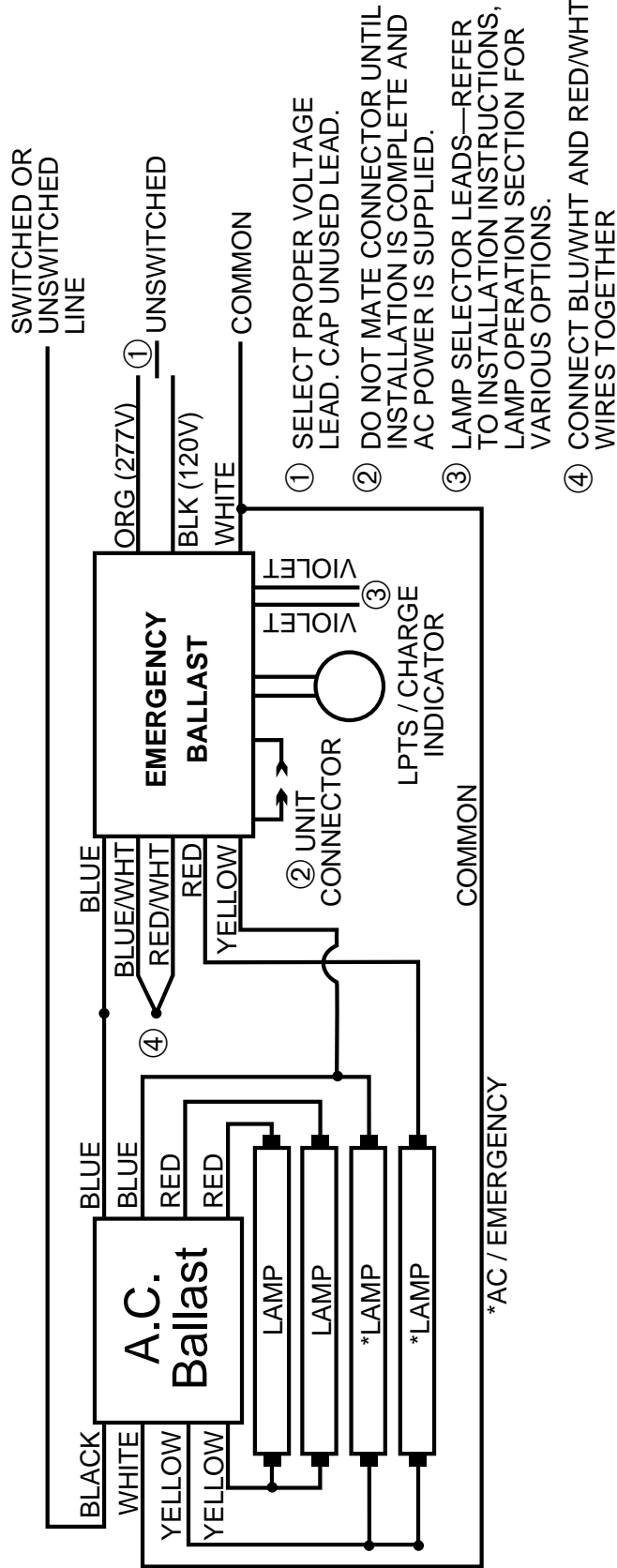


- ① SELECT PROPER VOLTAGE LEAD. CAP UNUSED LEAD.
- ② DO NOT MATE CONNECTOR UNTIL INSTALLATION IS COMPLETE AND AC POWER IS SUPPLIED.
- ③ LAMP SELECTOR LEADS - REFER TO INSTALLATION INSTRUCTIONS, LAMP OPERATION SECTION FOR VARIOUS OPTIONS
- ④ CONNECT BLU/WHT AND RED/WHT WIRES TOGETHER

EBT
SSB2-120/277-3/40 IS TT LH
MAGNETEK
C340I120/277RH
MOTOROLA
M3-IL-T8-GP-A-120/277
M3-IN-T8-A-120/277
M3-IN-T8-D-120/277
M3-IN-T8-GP-A-120/277

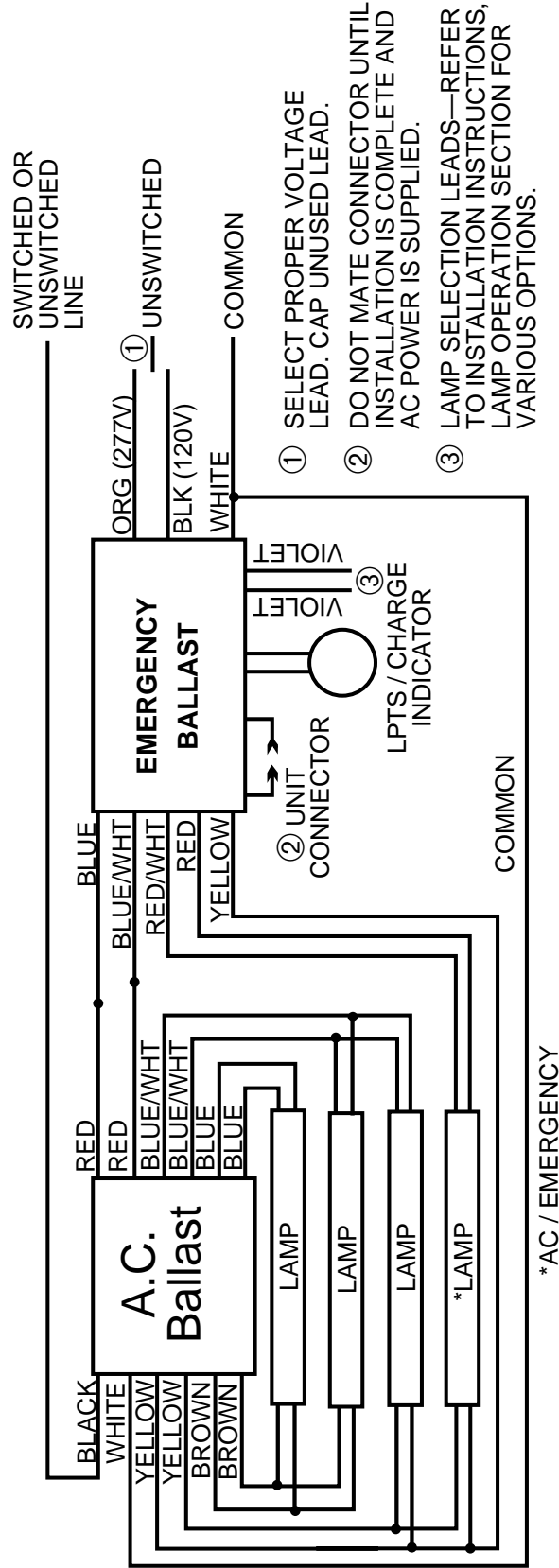
ALL COMPATIBLE BALLASTS MAY NOT BE LISTED.
 *DIMMING CONTROL WIRES ARE NOT AFFECTED BY EM PACK

FOUR LAMP INSTANT START BALLAST WITH TWO LAMP EMERGENCY OPERATION



ADVANCE
RCN/VCN-4P32 REL/VEL-4P32-RH-TP REL/VEL-4P32-LW-RH-TP
EBT
SSB2-120/277-4/32 IS LH /-(75%)
GE
G4-IN-T8-120/277
GOLDSTAR
GB 4x32/FL/I/120-277 GB 4x32/FL/I/120L-277L
HOWARD
E4/32IS-120/277 EC4/32IS-120/277
KINGTEC
432K120-IS/277-IS 432K120-75%
MAGNETEK
B4321120/277HP B4321120/277RH
MOTOROLA
M4-IL-T8-GP-A-120/277 M4-IN-T8-A-120/277 M4-IN-T8-D-120/277 M4-IN-T8-GP-A-120/277
ALL COMPATIBLE BALLASTS MAY NOT BE LISTED. *DIMMING CONTROL WIRES ARE NOT AFFECTED BY EM PACK

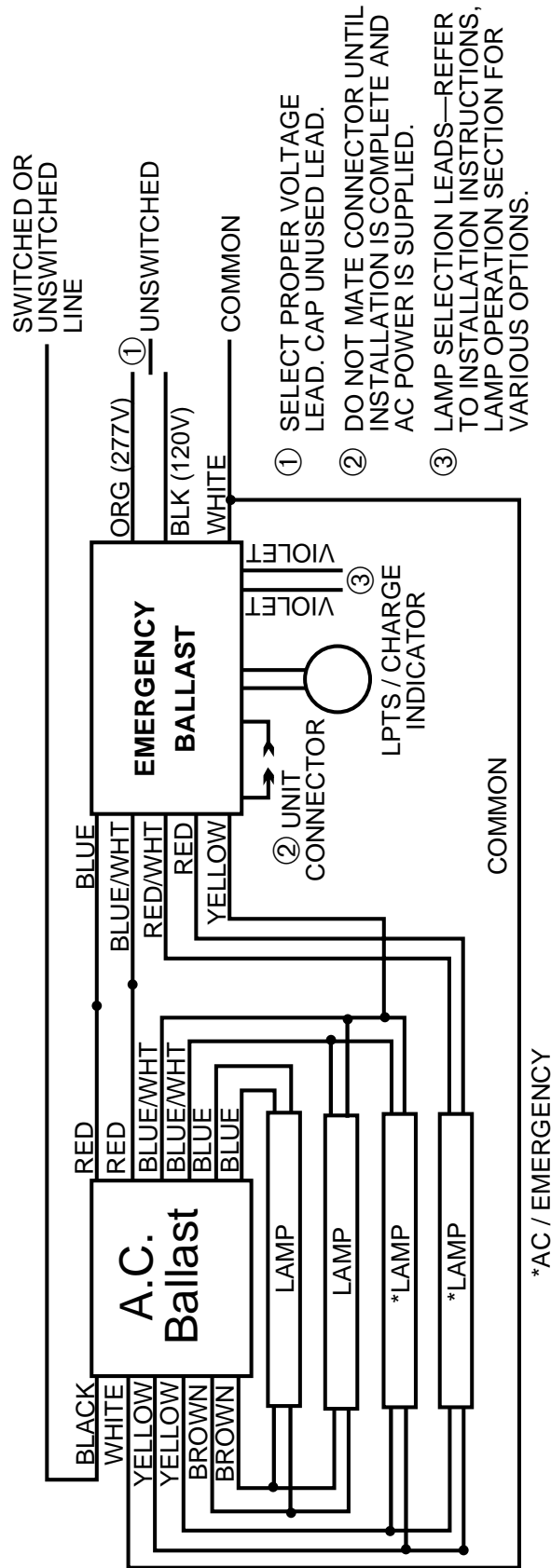
FOUR LAMP RAPID START BALLAST



ADVANCE
RC-4S60-TP
RC-4S85-TP
VCN-4S32-SC
GE
G4-RL-T8-1LL-120/277
G4-RN-T8-10C-120/277
G4-RN-T8-1LL-120/277
MOTOROLA
M4-RL-T8-1LL-A-120/277
M4-RL-T8-1LL-B-120/277
M4-RN-T8-1LL-A-120/277
M4-RN-T8-1LL-B-120/277

ALL COMPATIBLE BALLASTS MAY NOT BE LISTED.
*DIMMING CONTROL WIRES ARE NOT AFFECTED BY EM PACK

FOUR LAMP RAPID START BALLAST WITH TWO LAMP EMERGENCY OPERATION



ADVANCE

RC-4S60-TP
RC-4S85-TP
VCN-4S32-SC

GE

G4-RL-T8-1LL-120/277
G4-RN-T8-10C-120/277
G4-RN-T8-1LL-120/277

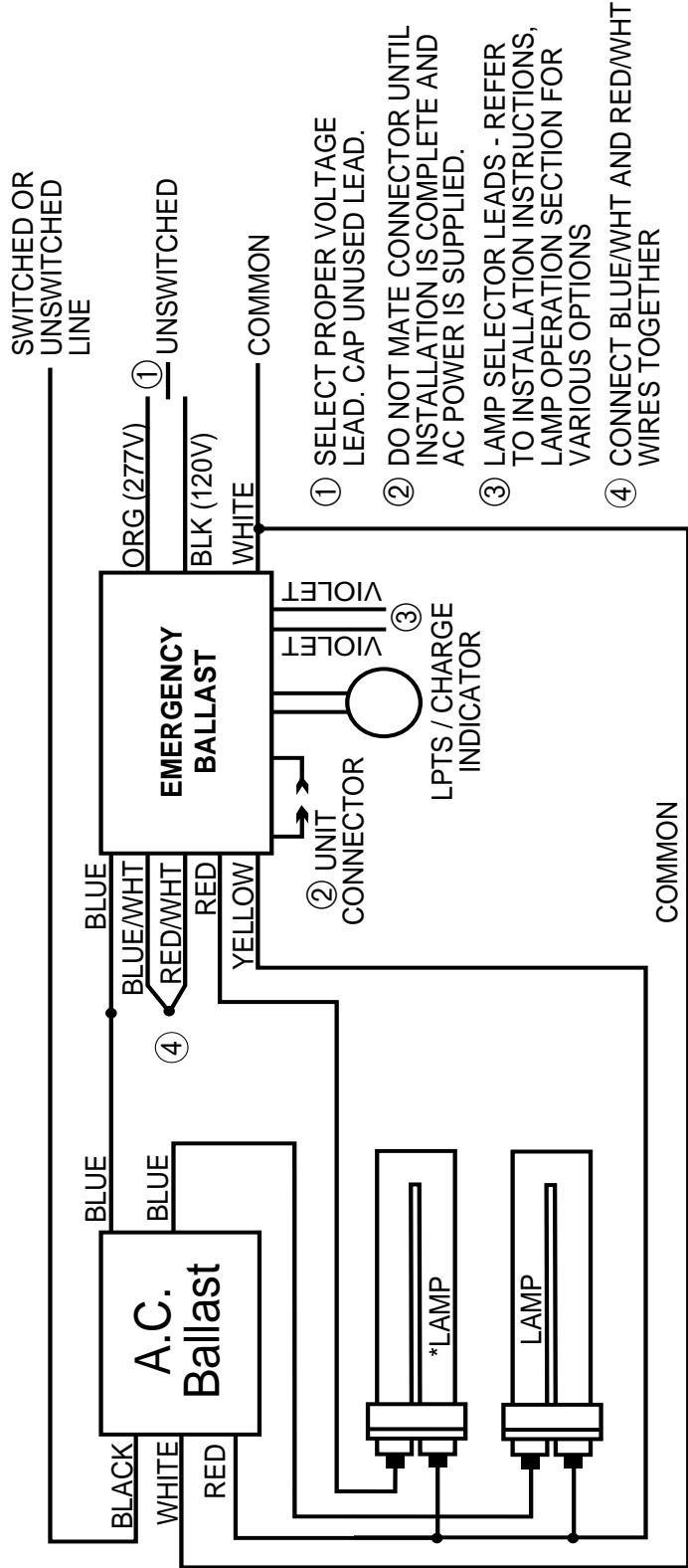
MOTOROLA

M4-RL-T8-1LL-A-120/277
M4-RL-T8-1LL-B-120/277
M4-RN-T8-1LL-A-120/277
M4-RN-T8-1LL-B-120/277

ALL COMPATIBLE BALLASTS MAY NOT BE LISTED.
*DIMMING CONTROL WIRES ARE NOT AFFECTED BY EM PACK

2LISBX_80

TWO BIAX LAMP INSTANT START BALLAST



- ① SELECT PROPER VOLTAGE LEAD. CAP UNUSED LEAD.
- ② DO NOT MATE CONNECTOR UNTIL INSTALLATION IS COMPLETE AND AC POWER IS SUPPLIED.
- ③ LAMP SELECTOR LEADS - REFER TO INSTALLATION INSTRUCTIONS, LAMP OPERATION SECTION FOR VARIOUS OPTIONS
- ④ CONNECT BLUE/WHT AND RED/WHT WIRES TOGETHER

MAGNETEK

B2321120/277HP
B2321120/277RH

MOTOROLA


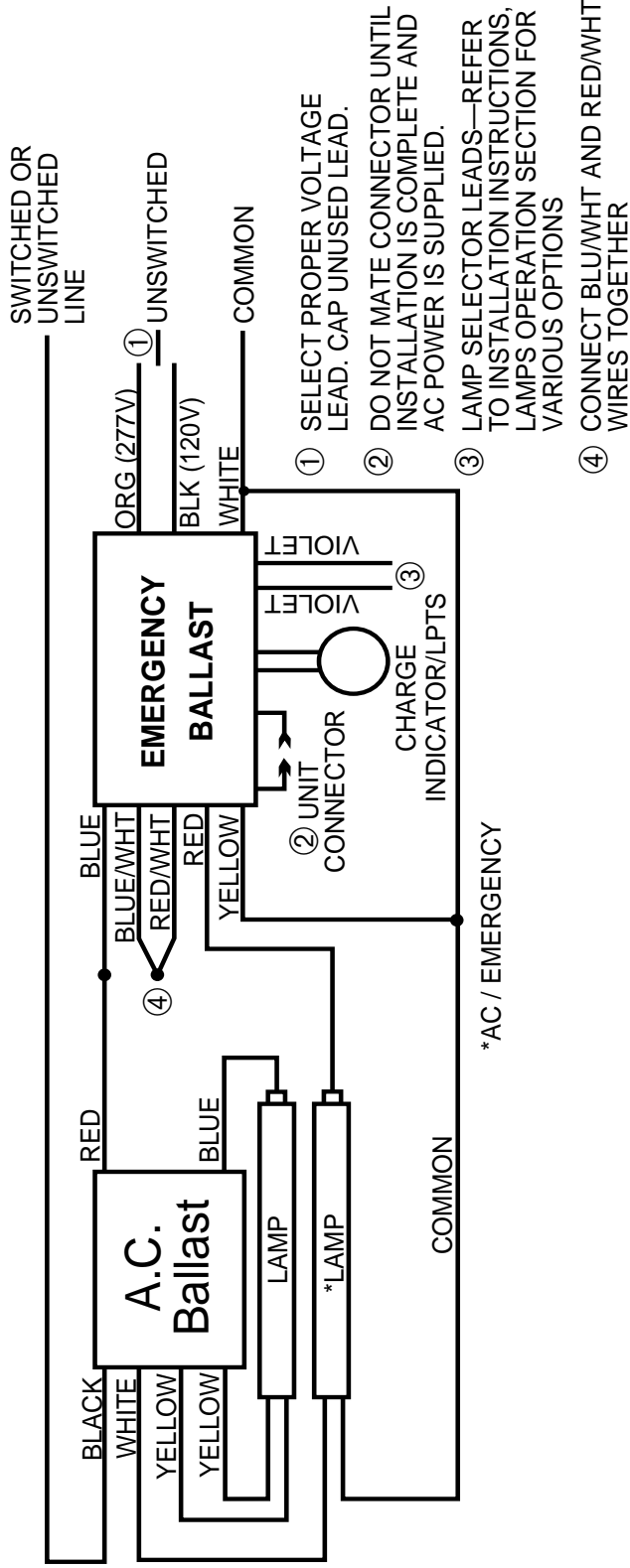
M2-IL-T8-GP-D-120/277
M2-IN-T8-D-120/277
M2-IN-T8-1LL-D-120/277
M2-IN-T8-8FT-A-120/277
M2-IN-T8-8GP-A-120/277
M2-IN-T8-GP-D-120/277

SYLVANIA

QT2X40/120DL

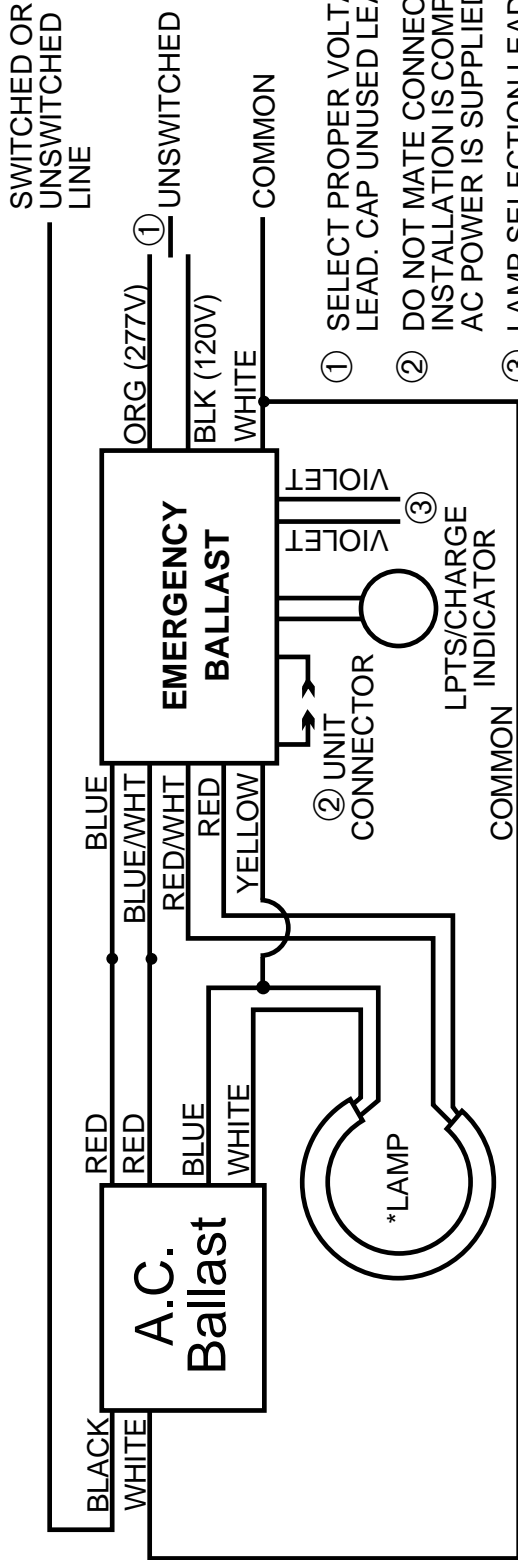
ALL COMPATIBLE BALLASTS MAY NOT BE LISTED.
*DIMMING CONTROL WIRES ARE NOT AFFECTED BY EM PACK

TWO LAMP BALLAST



1LCRSB_80

ONE LAMP CIRCLINE RAPID START BALLAST



- ① SELECT PROPER VOLTAGE LEAD. CAP UNUSED LEAD.
- ② DO NOT MATE CONNECTOR UNTIL INSTALLATION IS COMPLETE AND AC POWER IS SUPPLIED.
- ③ LAMP SELECTION LEADS—REFER TO INSTALLATION INSTRUCTIONS, LAMP OPERATION SECTION FOR VARIOUS OPTIONS.

*AC / EMERGENCY

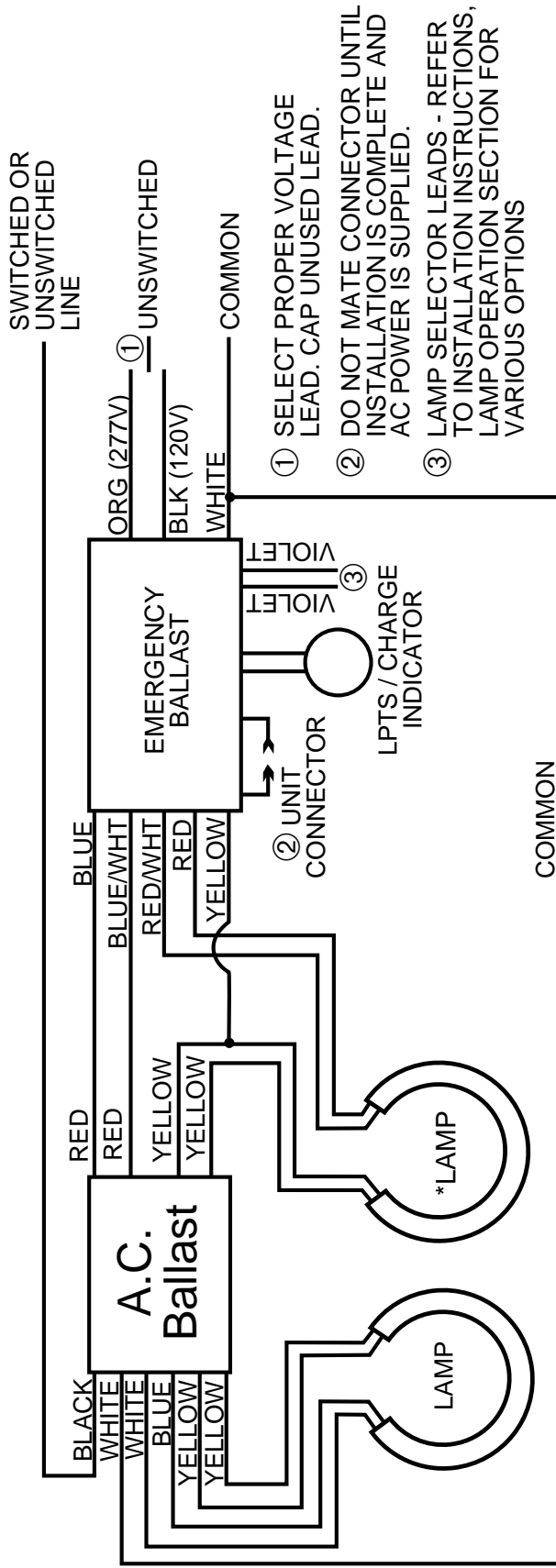
ADVANCE

RLCS-140-TP
RLQS-122-TP


ALL COMPATIBLE BALLASTS MAY NOT BE LISTED.
*DIMMING CONTROL WIRES ARE NOT AFFECTED BY EM PACK

3LR5B_80

TWO LAMP CIRCLINE RAPID START BALLAST

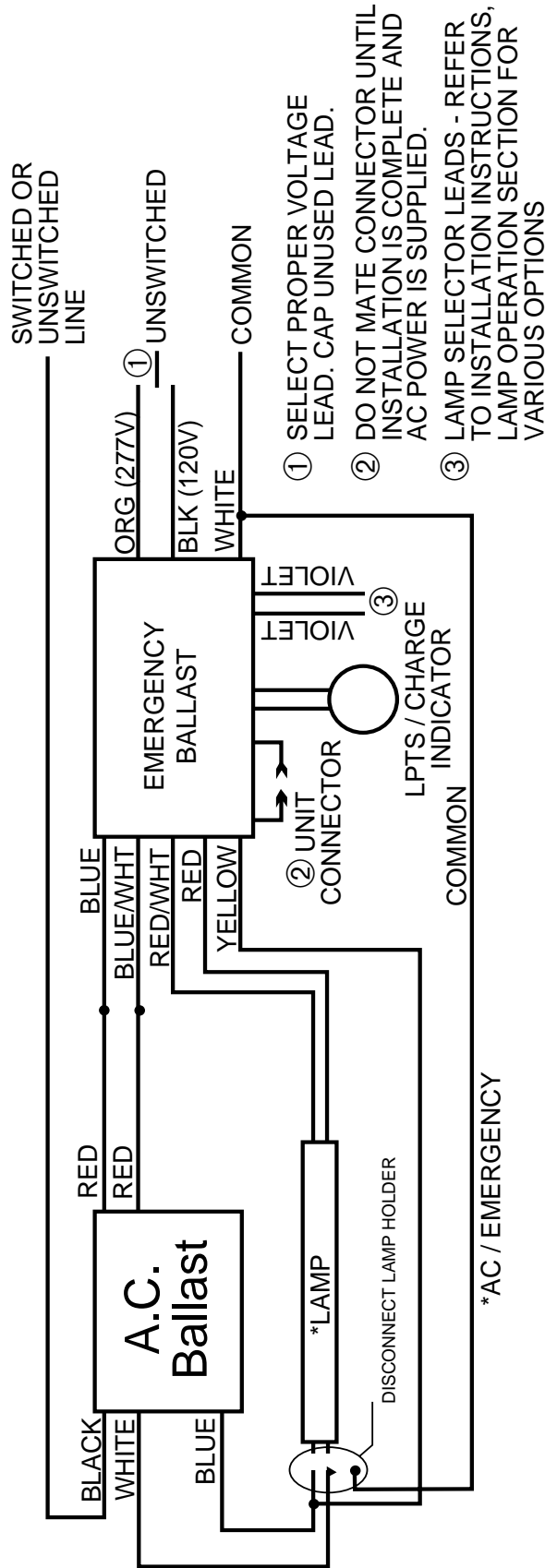


*AC / EMERGENCY



1LLAG_80

ONE LAMP LAG BALLAST



ADVANCE


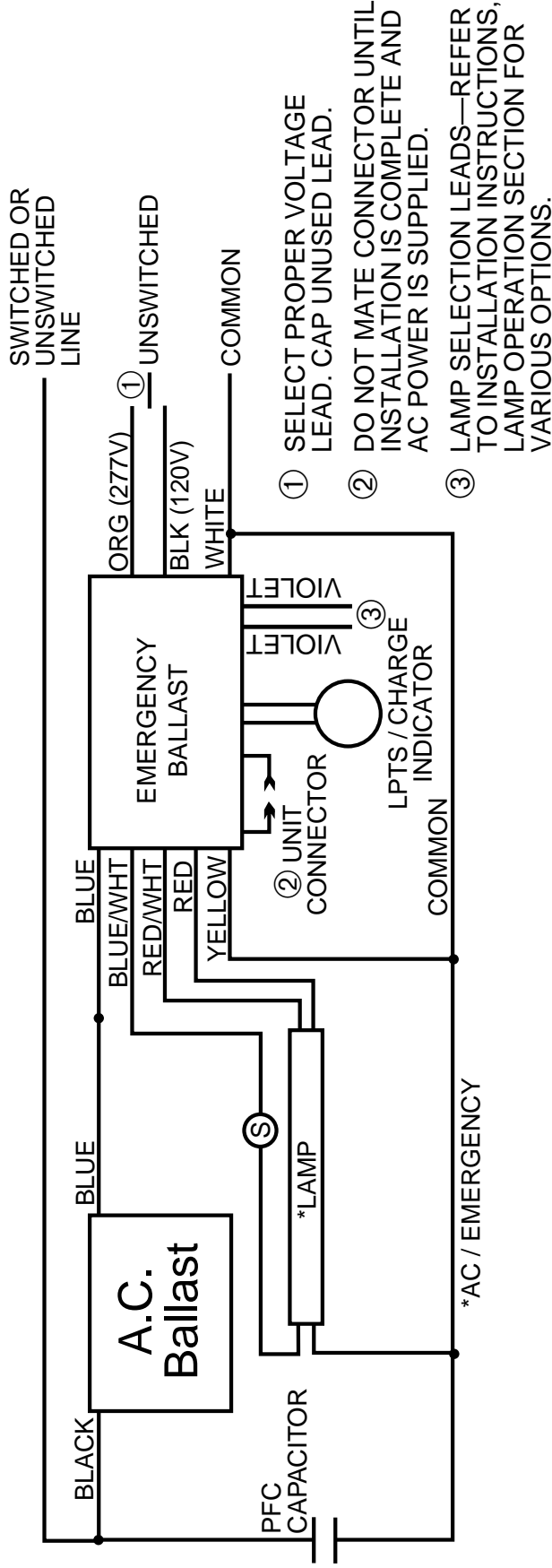
RL-140-TP

MAGNETEK

543-B


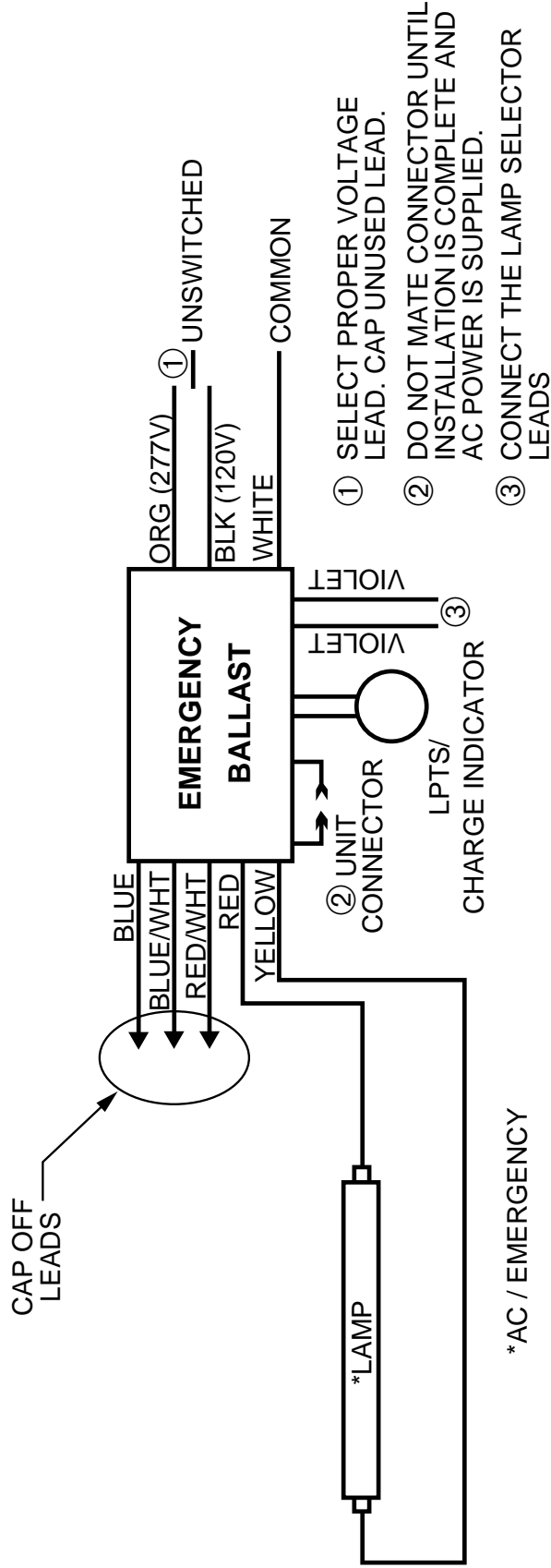
ALL COMPATIBLE BALLASTS MAY NOT BE LISTED.
 *DIMMING CONTROL WIRES ARE NOT AFFECTED BY EM PACK

ONE LAMP PRE-HEAT START BALLAST




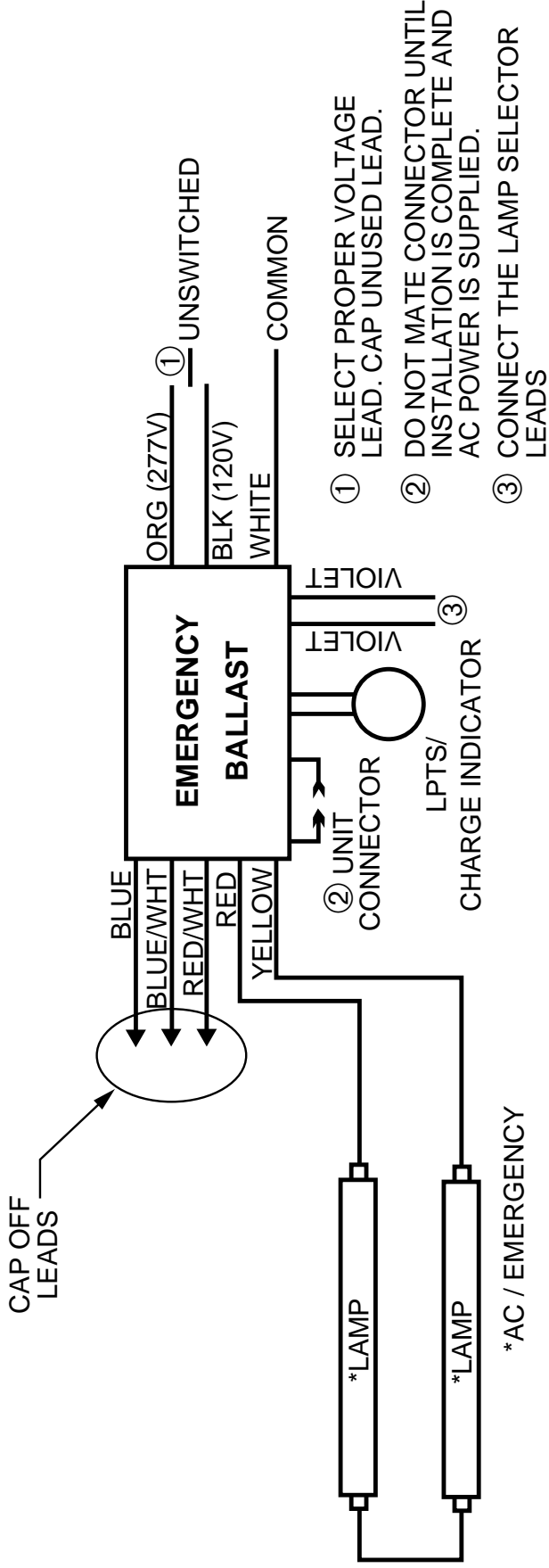
1LEO_80

ONE LAMP EMERGENCY ONLY

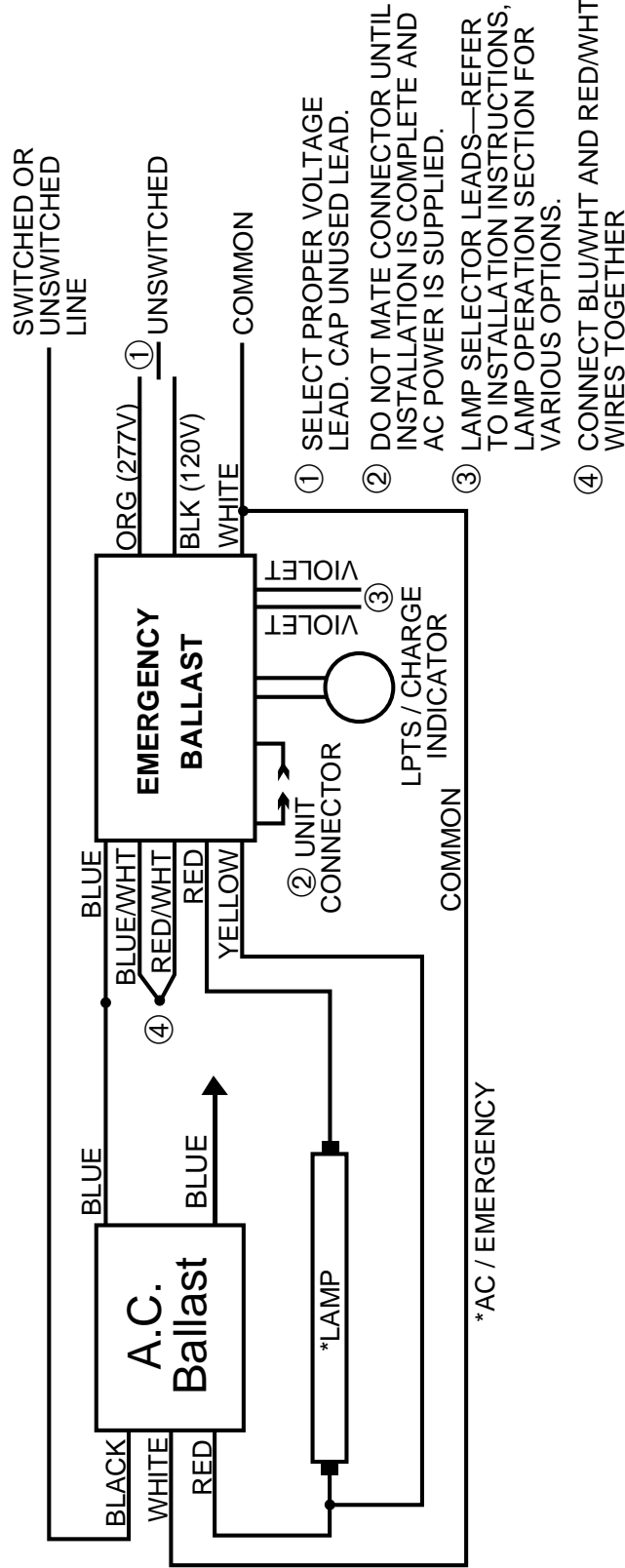


2LEO_80

TWO LAMP EMERGENCY ONLY



ONE LAMP TRIAD BALLAST



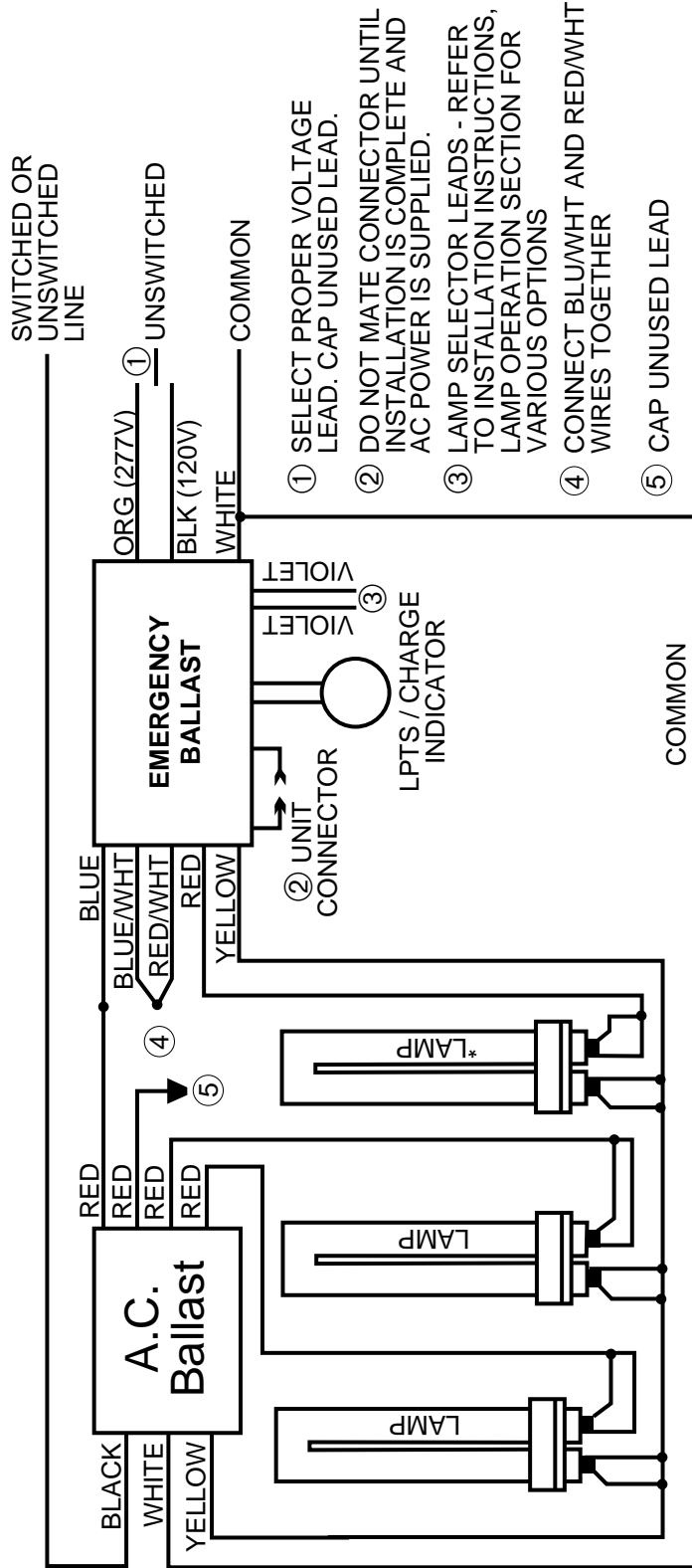
TRIAD

B240I 120/277

ALL COMPATIBLE BALLASTS MAY NOT BE LISTED.
*DIMMING CONTROL WIRES ARE NOT AFFECTED BY EM PACK

FWB_80

FULHAM WORKHORSE BALLAST



- ① SELECT PROPER VOLTAGE LEAD. CAP UNUSED LEAD.
- ② DO NOT MATE CONNECTOR UNTIL INSTALLATION IS COMPLETE AND AC POWER IS SUPPLIED.
- ③ LAMP SELECTOR LEADS - REFER TO INSTALLATION INSTRUCTIONS, LAMP OPERATION SECTION FOR VARIOUS OPTIONS
- ④ CONNECT BLU/WHT AND RED/WHT WIRES TOGETHER
- ⑤ CAP UNUSED LEAD

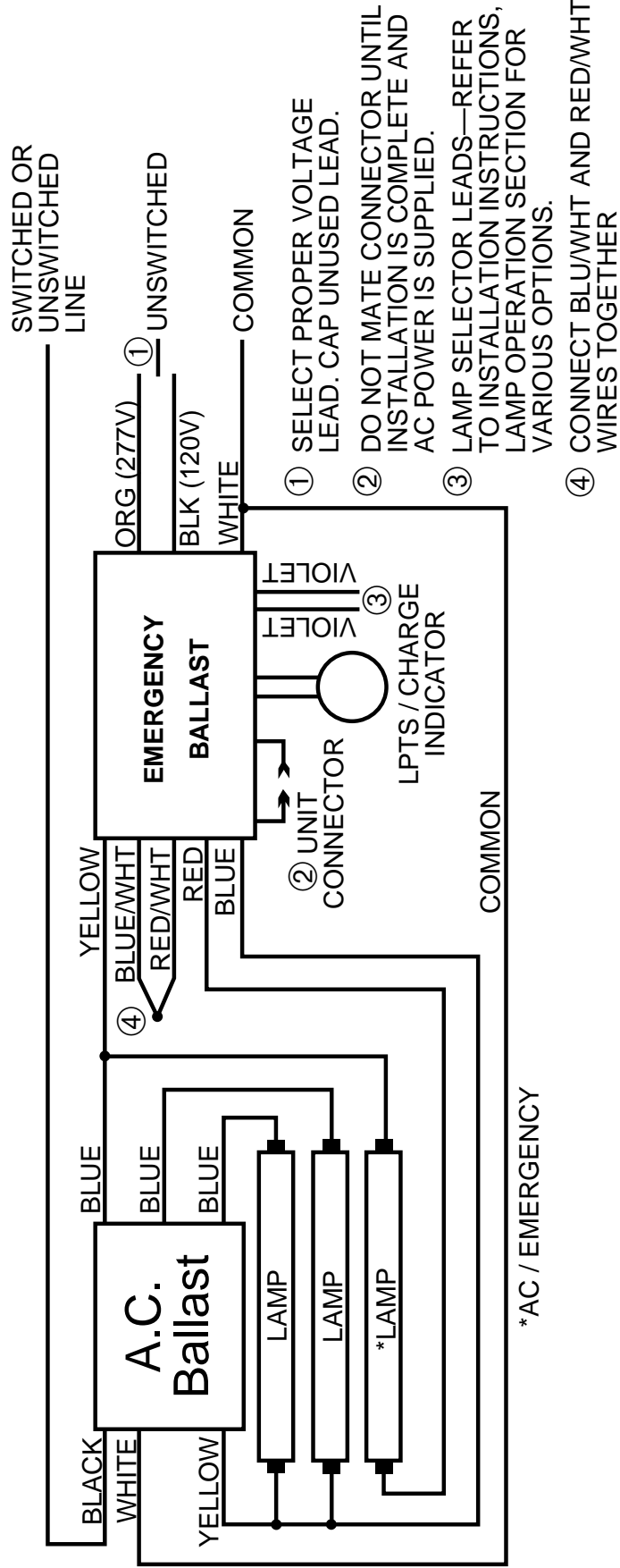
*AC / EMERGENCY

FULLHAM	
WH4-120-L	
WH4-277-L	
WH5-120-L	
WH5-277-L	
WH6-120-L	
WH6-277-L	

ALL COMPATIBLE BALLASTS MAY NOT BE LISTED.
 *DIMMING CONTROL WIRES ARE NOT AFFECTED BY EM PACK

3LISB2_80

THREE LAMP INSTANT START BALLAST


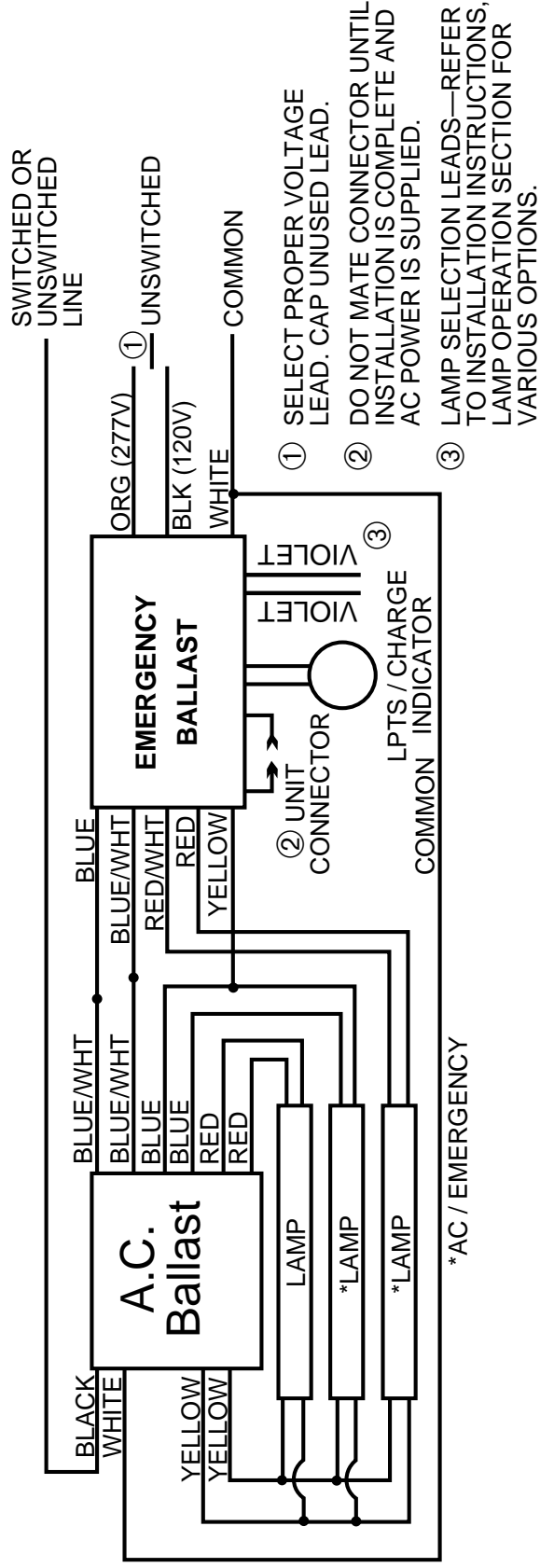


ADVANCE


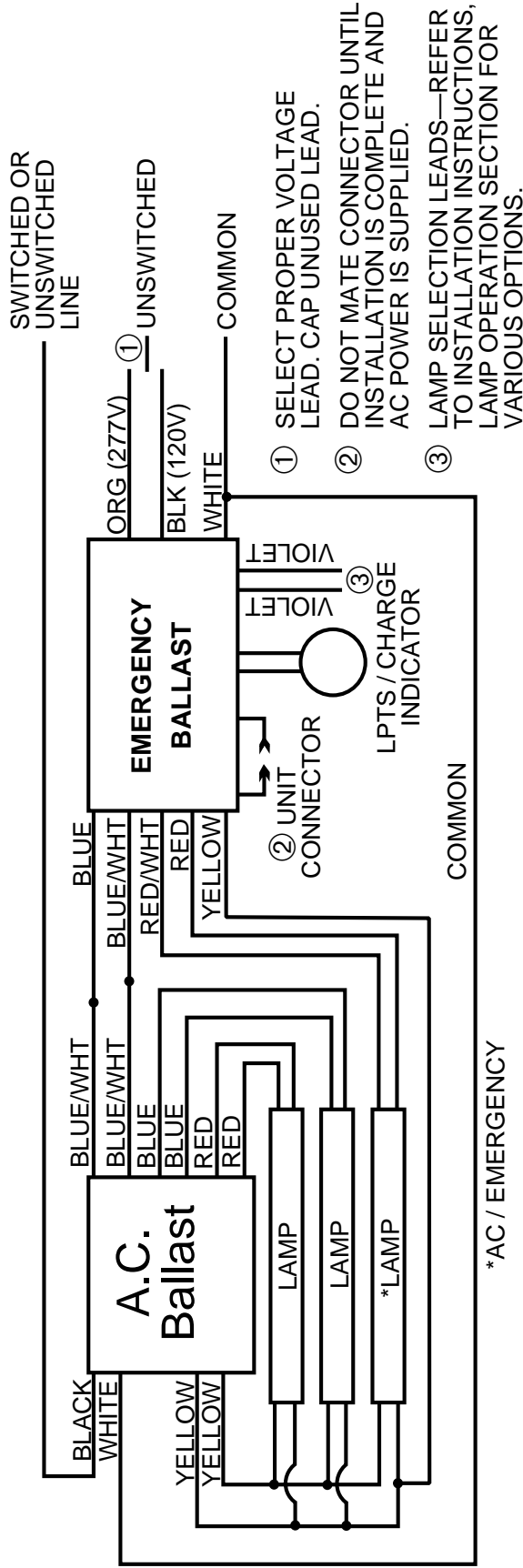
VCN 3P32

ALL COMPATIBLE BALLASTS MAY NOT BE LISTED.
 *DIMMING CONTROL WIRES ARE NOT AFFECTED BY EM PACK

THREE LAMP RAPID START BALLAST WITH TWO LAMP EMERGENCY OPERATION

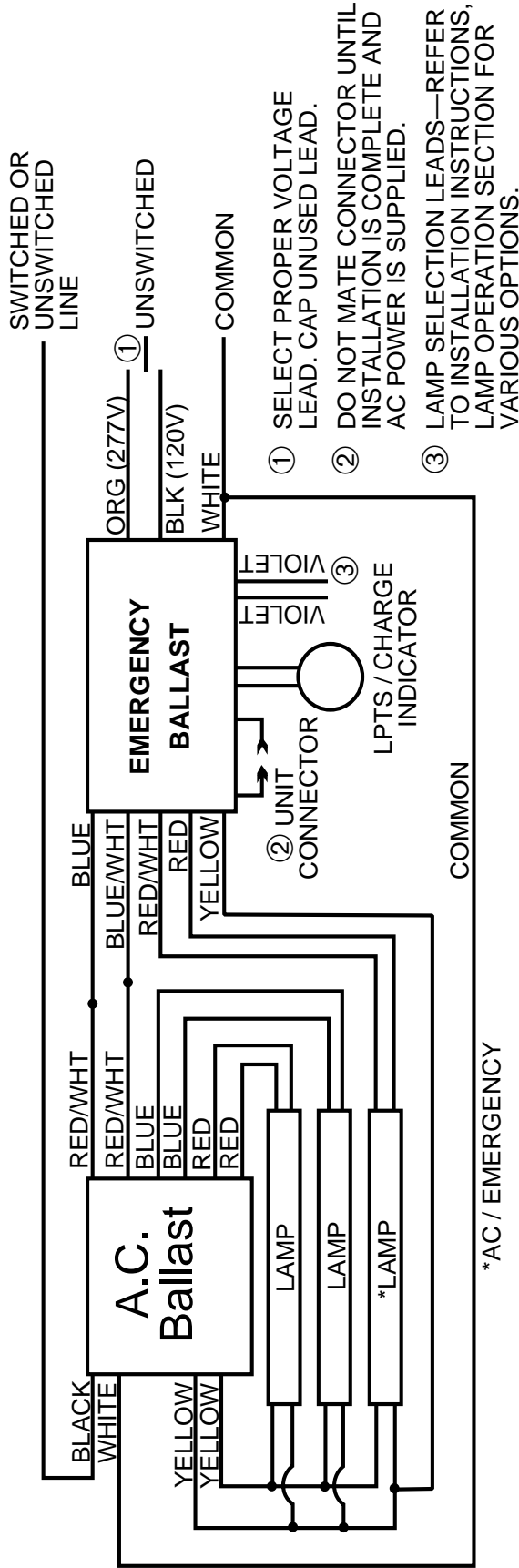


THREE LAMP RAPID START BALLAST



3LR5B3_80

THREE LAMP RAPID START BALLAST



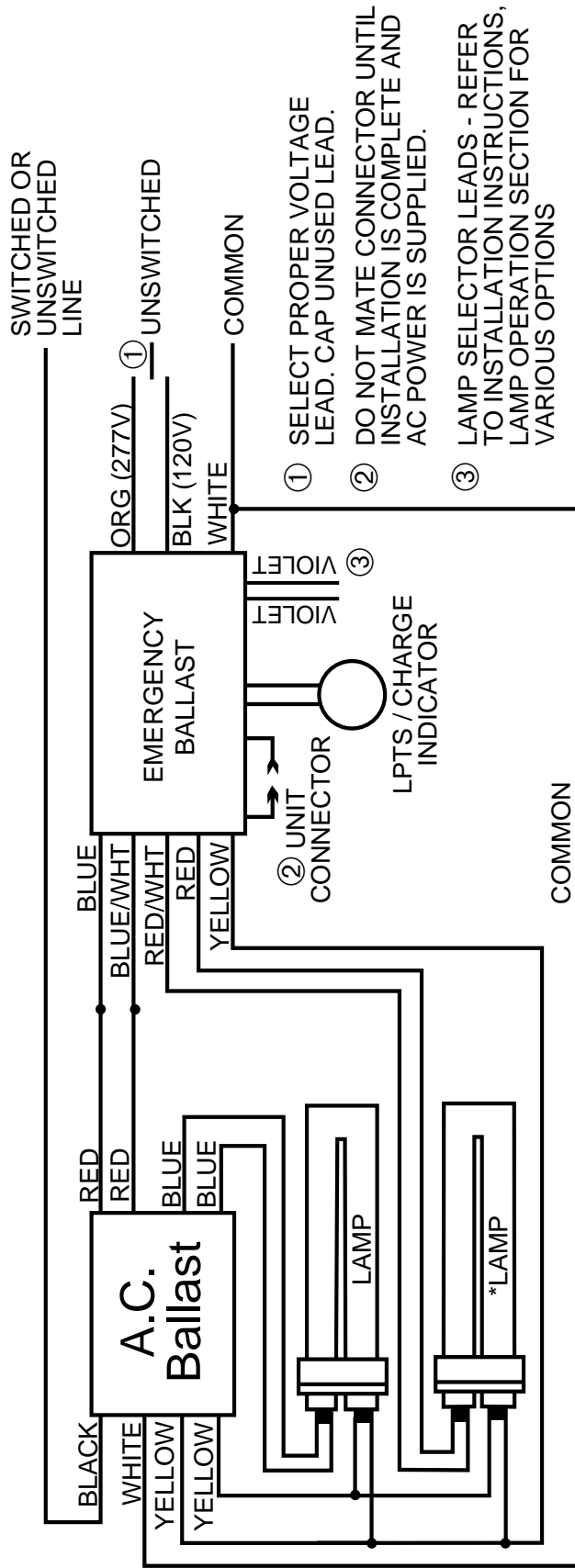
MAGNETEK

B332-R277HP
B332-R120HP

ALL COMPATIBLE BALLASTS MAY NOT BE LISTED.
*DIMMING CONTROL WIRES ARE NOT AFFECTED BY EM PACK

2BXLRSB2_80

TWO BIAX RAPID START



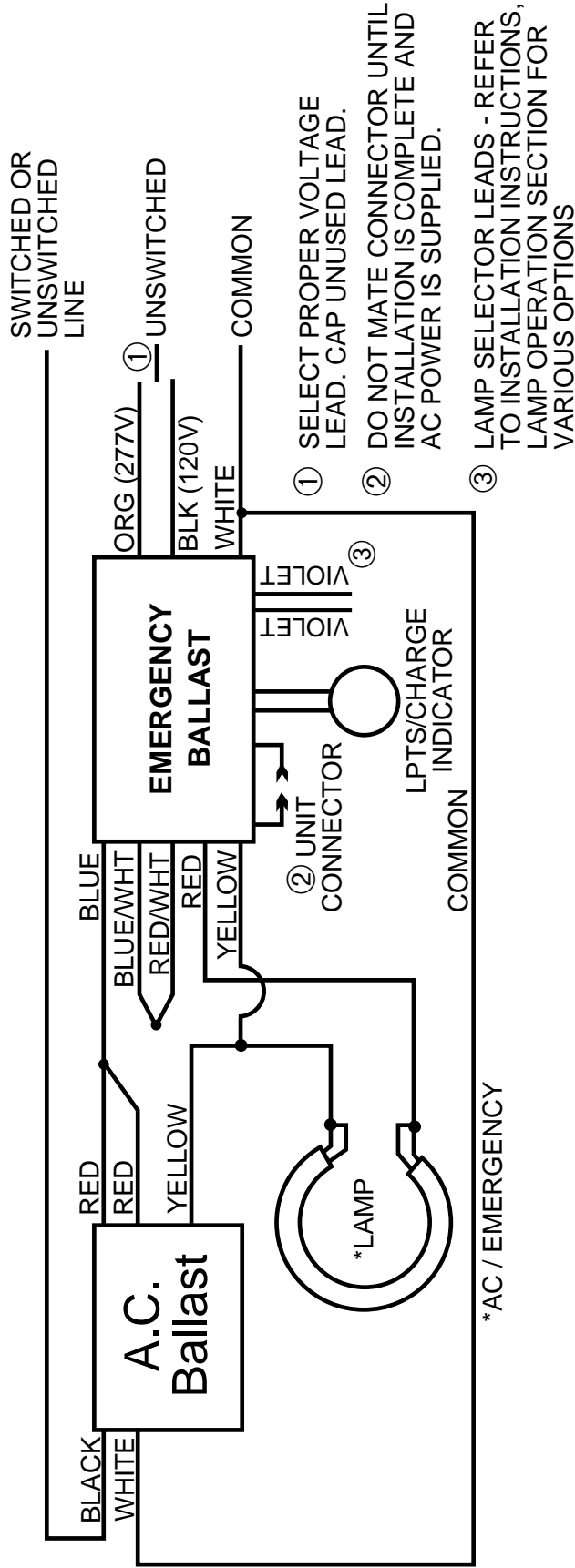
ENERGY SAVINGS

ES-2/1-CFQ-26-UNV-C or D

ALL COMPATIBLE BALLASTS MAY NOT BE LISTED.
 *DIMMING CONTROL WIRES ARE NOT AFFECTED BY EM PACK

1LCISB_80F

ONE LAMP CIRCLINE INSTANT START FULLHAM BALLAST


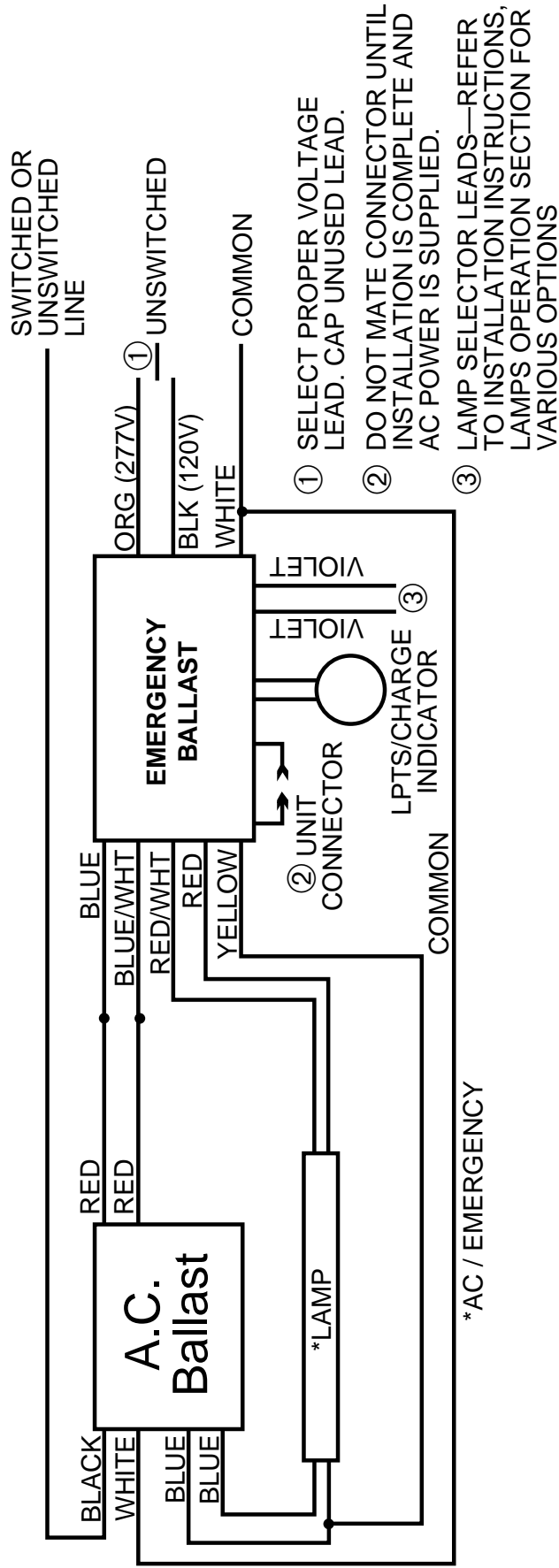


FULLHAM


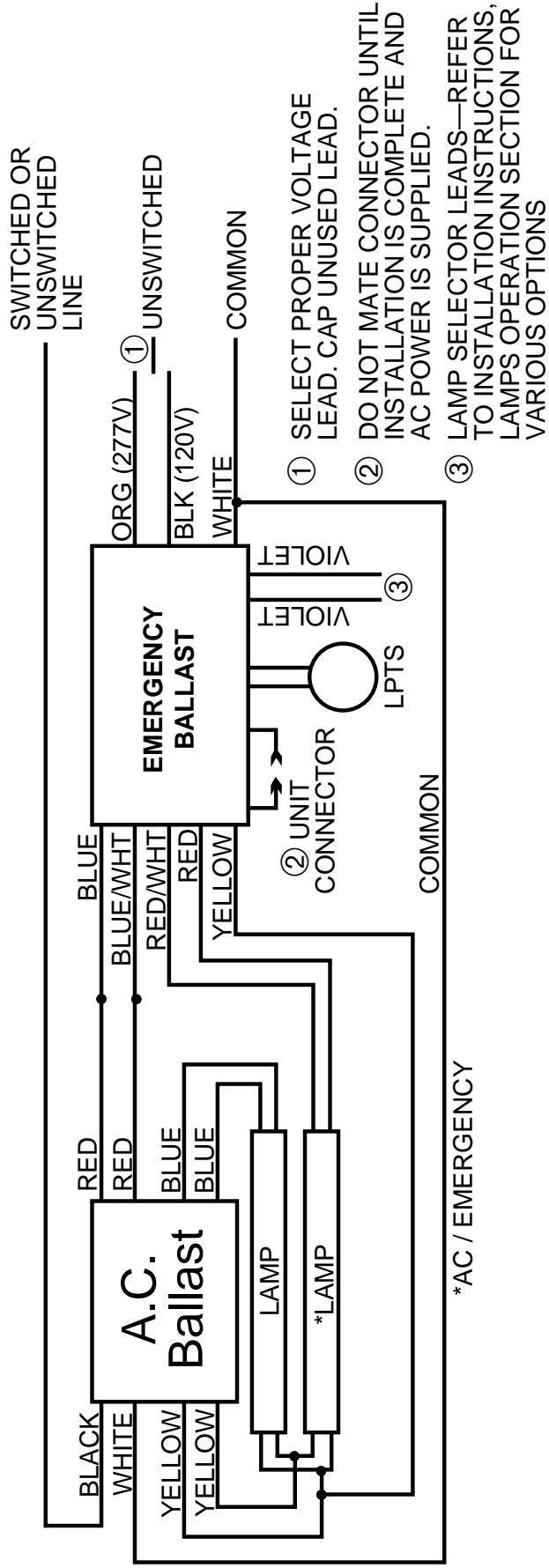
WH3

ALL COMPATIBLE BALLASTS MAY NOT BE LISTED.
 *DIMMING CONTROL WIRES ARE NOT AFFECTED BY EM PACK

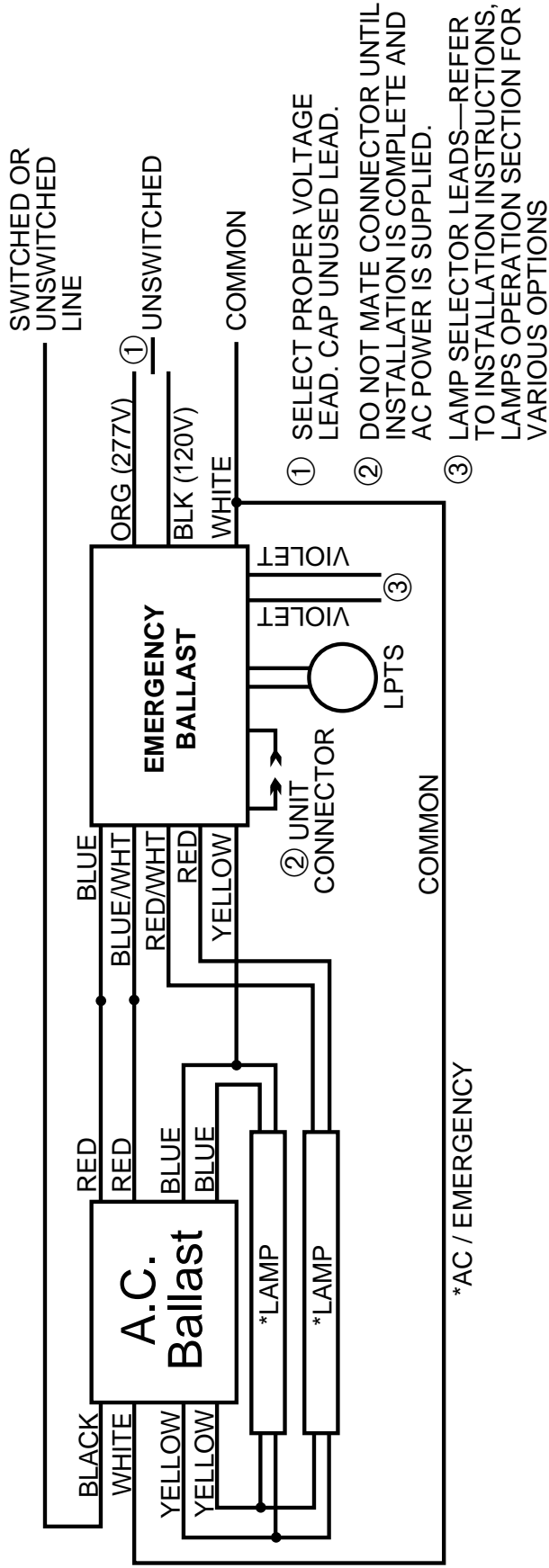
ONE LAMP RAPID START BALLAST



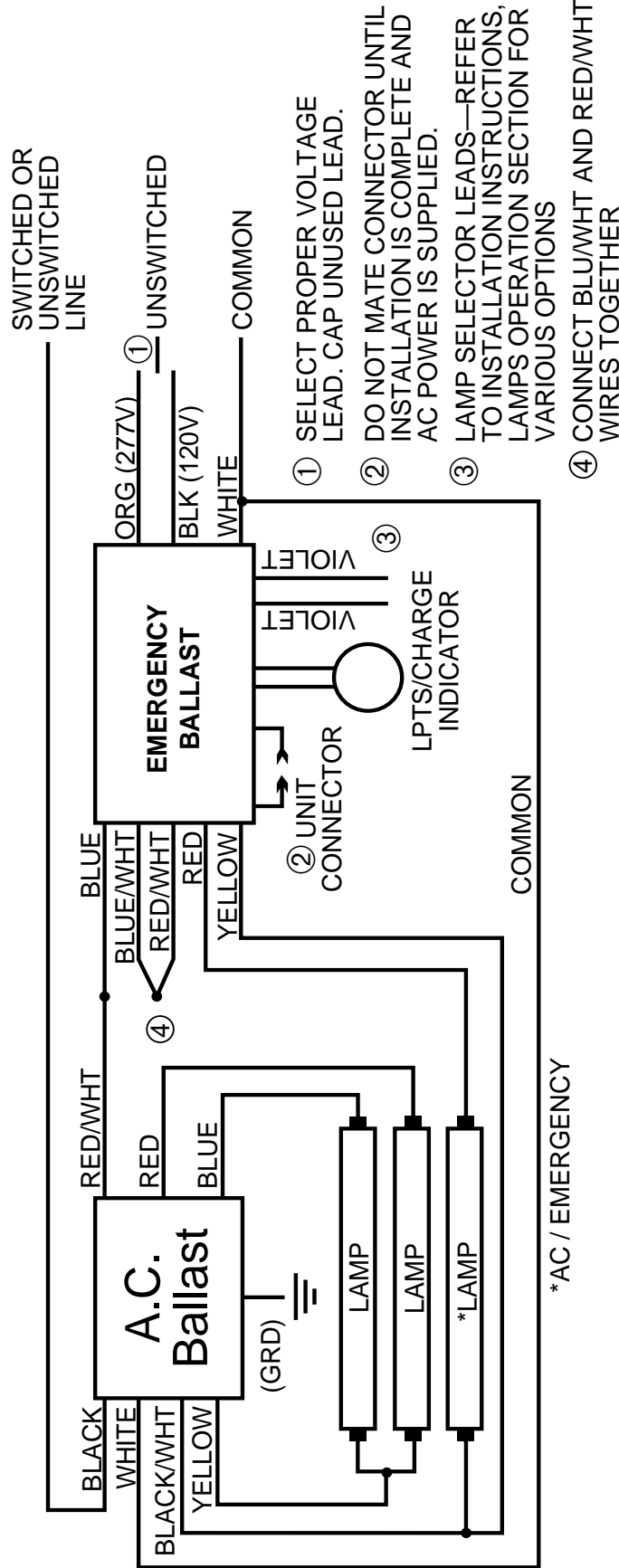
TWO LAMP RAPID START BALLAST



TWO LAMP RAPID START BALLAST WITH TWO LAMP EMERGENCY OPERATION



THREE LAMP INSTANT START BALLAST



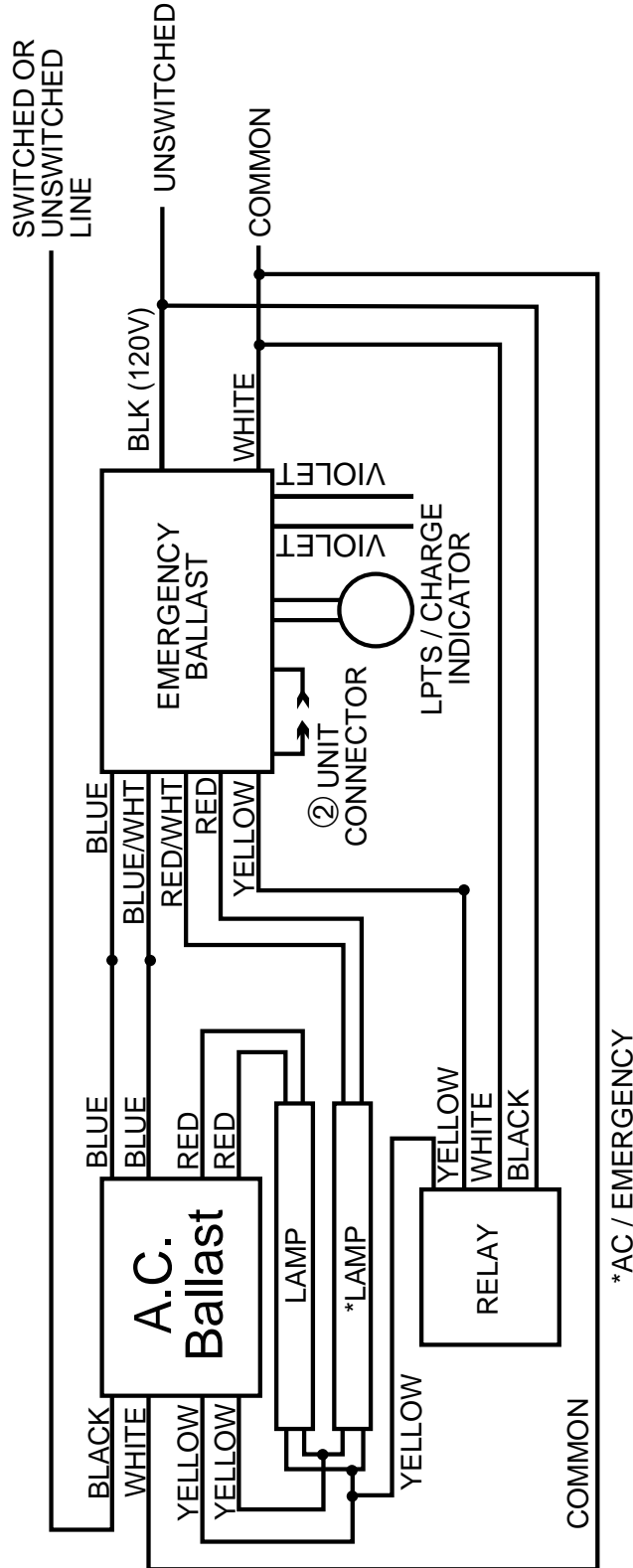
ENERGY SAVINGS

ES-4/3-T8-32/25/17-UNV-B-IS

ALL COMPATIBLE BALLASTS MAY NOT BE LISTED.
 *DIMMING CONTROL WIRES ARE NOT AFFECTED BY EM PACK

2LR5BWR_80

TWO LAMP RAPID START BALLAST WITH RELAY



ADVANCE

RIC/MIC-2S32
REZ/VEZ-2S32
RZT/VZT-2S32*

LUTRON

ECO-T832-120/277-2*
FDB-4827-120/277-2*

MAGNETEK

B232 R277 HP

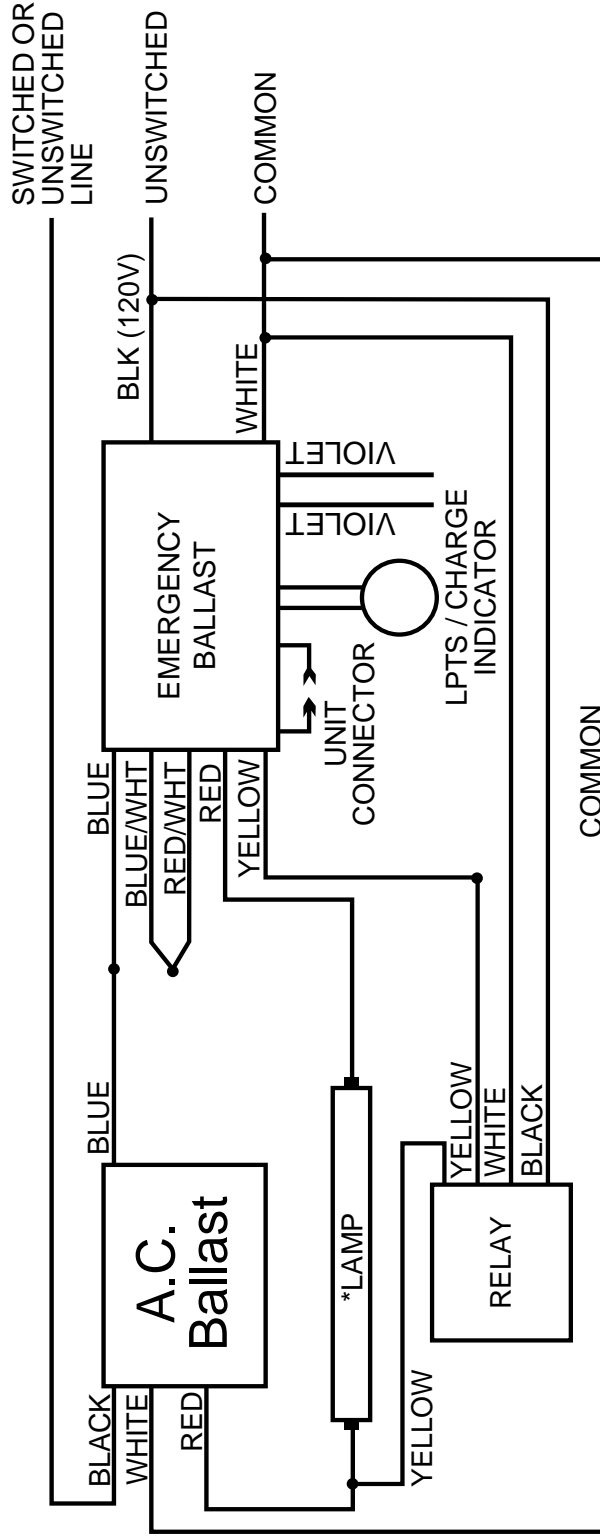
MOTOROLA

M2-RH-T8-1LL-B-120/277
M2-RL-T8-1LL-A-120/277
M2-RN-T12-1LL-B-120/277
M2-RN-T8-10C-B-120/277
M2-RN-T8-1LL-D-120/277


*DIMMING CONTROL WIRES ARE NOT AFFECTED BY EM PACK

1L1SBWR

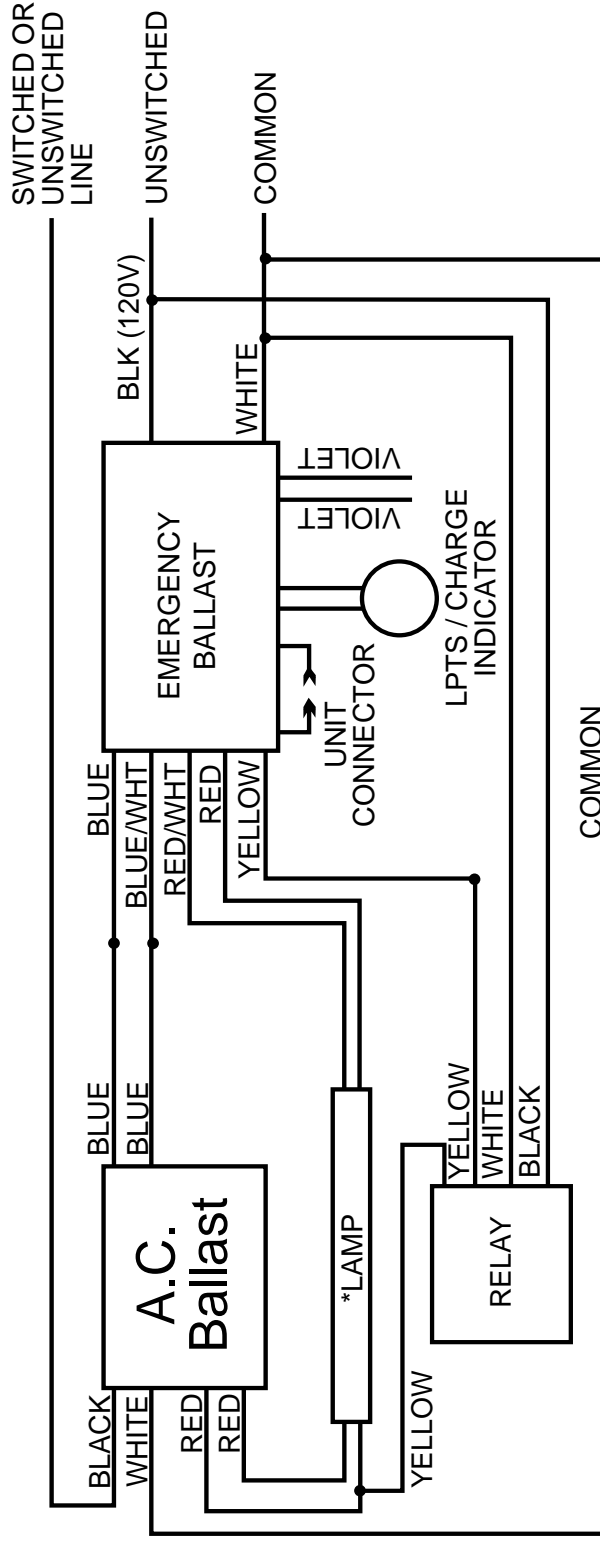
ONE LAMP INSTANT START BALLAST WITH RELAY




*AC / EMERGENCY



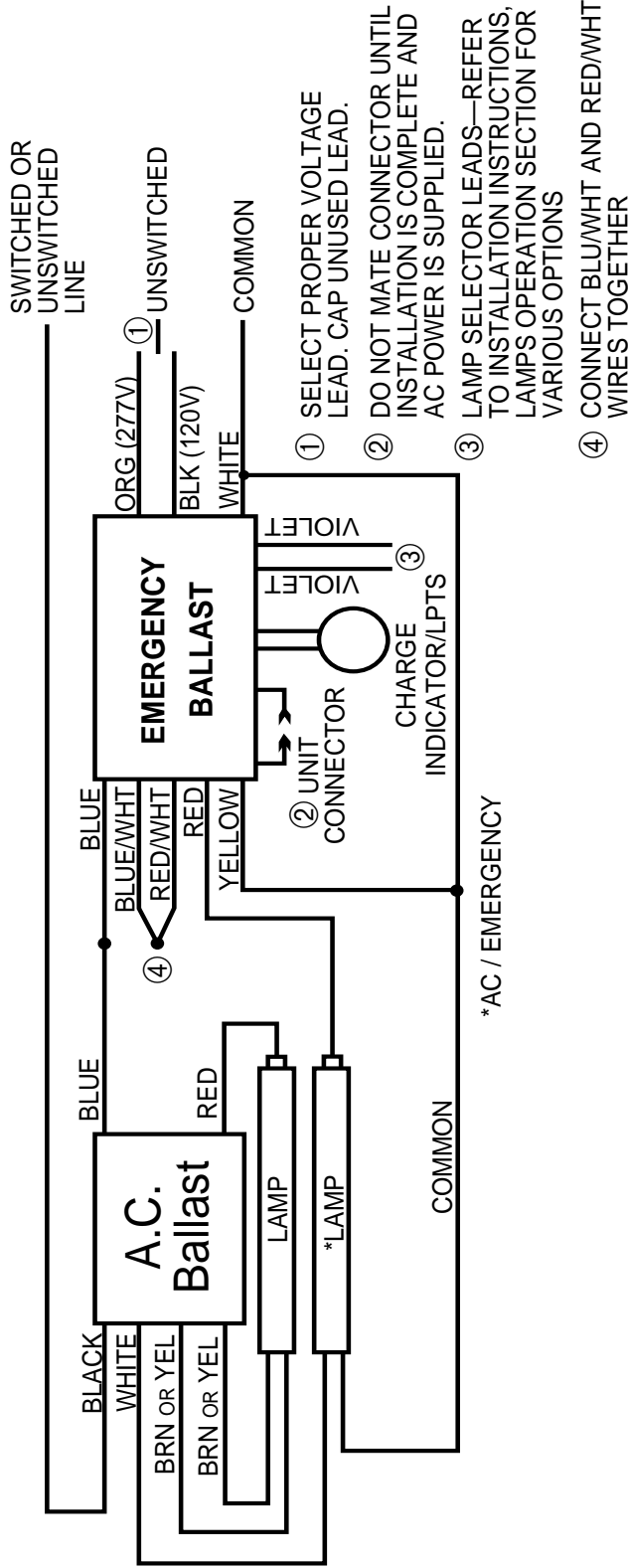
ONE LAMP RAPID START BALLAST WITH RELAY



*AC / EMERGENCY



TWO LAMP SERIES LEAD BALLAST

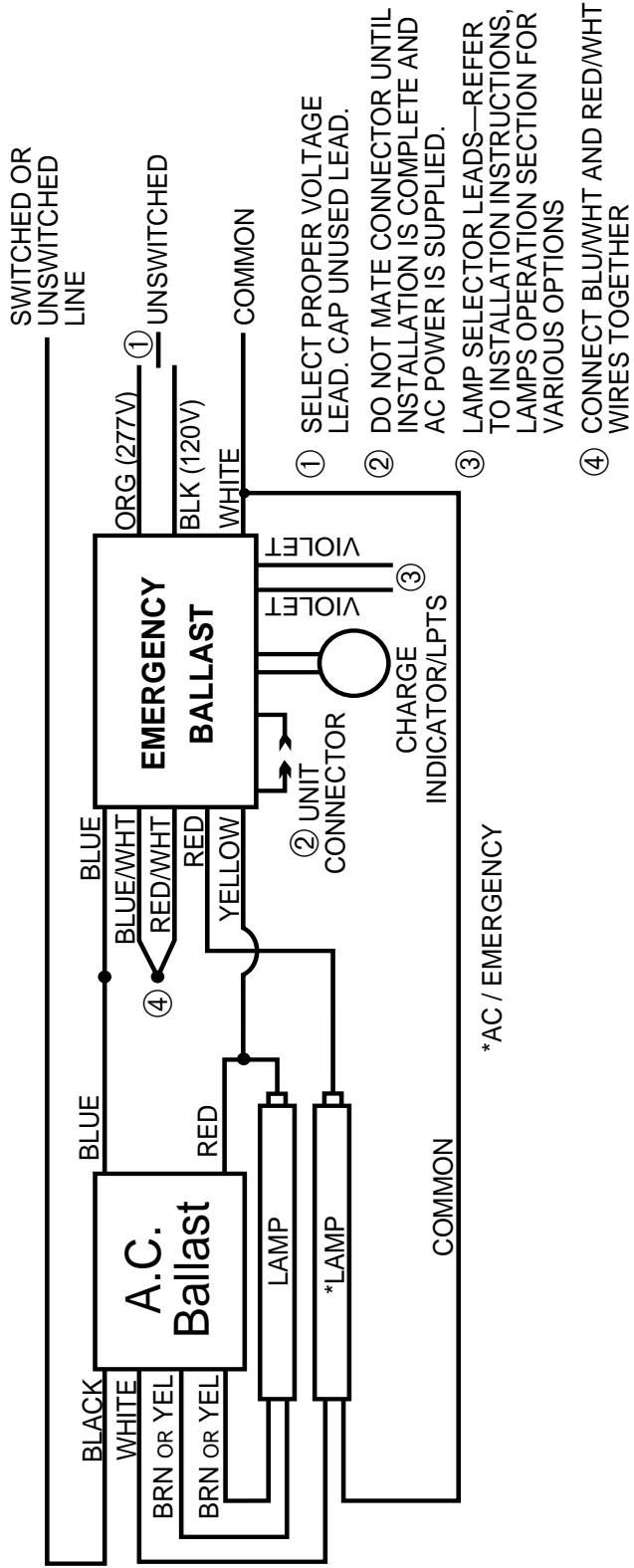


ADVANCE

V-2E75-S-TP
VSM-2E75S5-TP

ALL COMPATIBLE BALLASTS MAY NOT BE LISTED.
*DIMMING CONTROL WIRES ARE NOT AFFECTED BY EM PACK

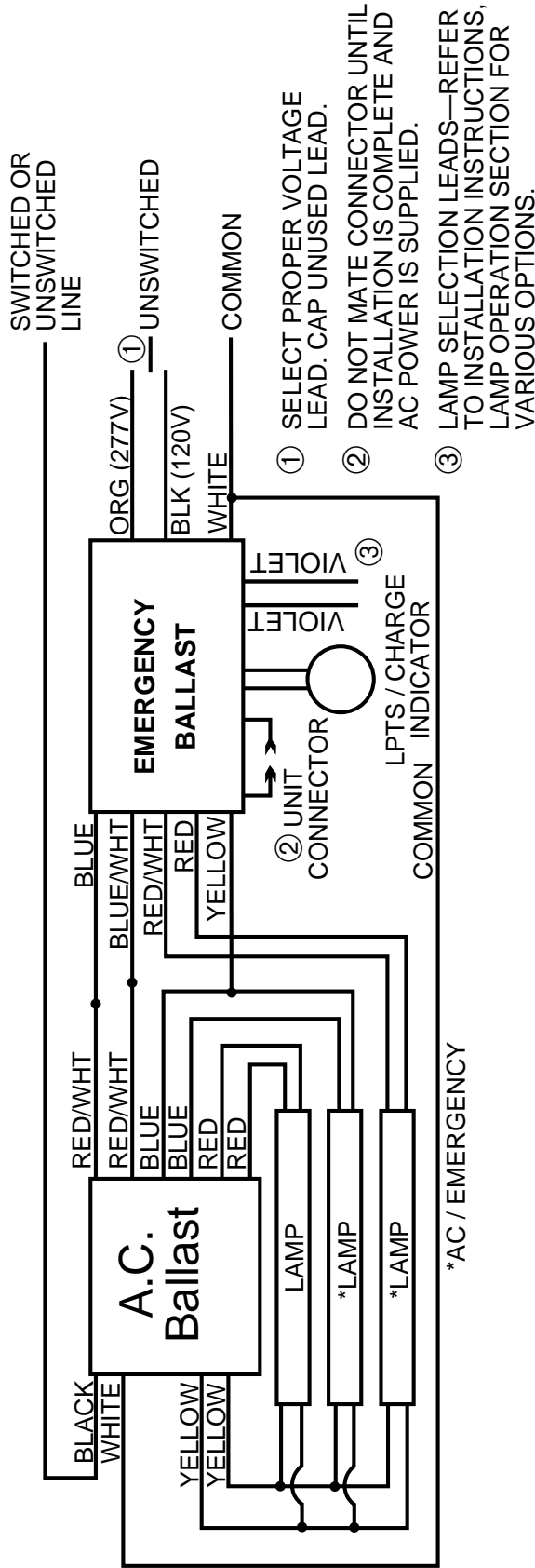
TWO LAMP SERIES LEAD BALLAST WITH TWO LAMP EMERGENCY OPERATION



ADVANCE
VSM-2E75S5-TP

ALL COMPATIBLE BALLASTS MAY NOT BE LISTED.
*DIMMING CONTROL WIRES ARE NOT AFFECTED BY EM PACK

THREE LAMP RAPID START BALLAST WITH TWO LAMP EMERGENCY OPERATION



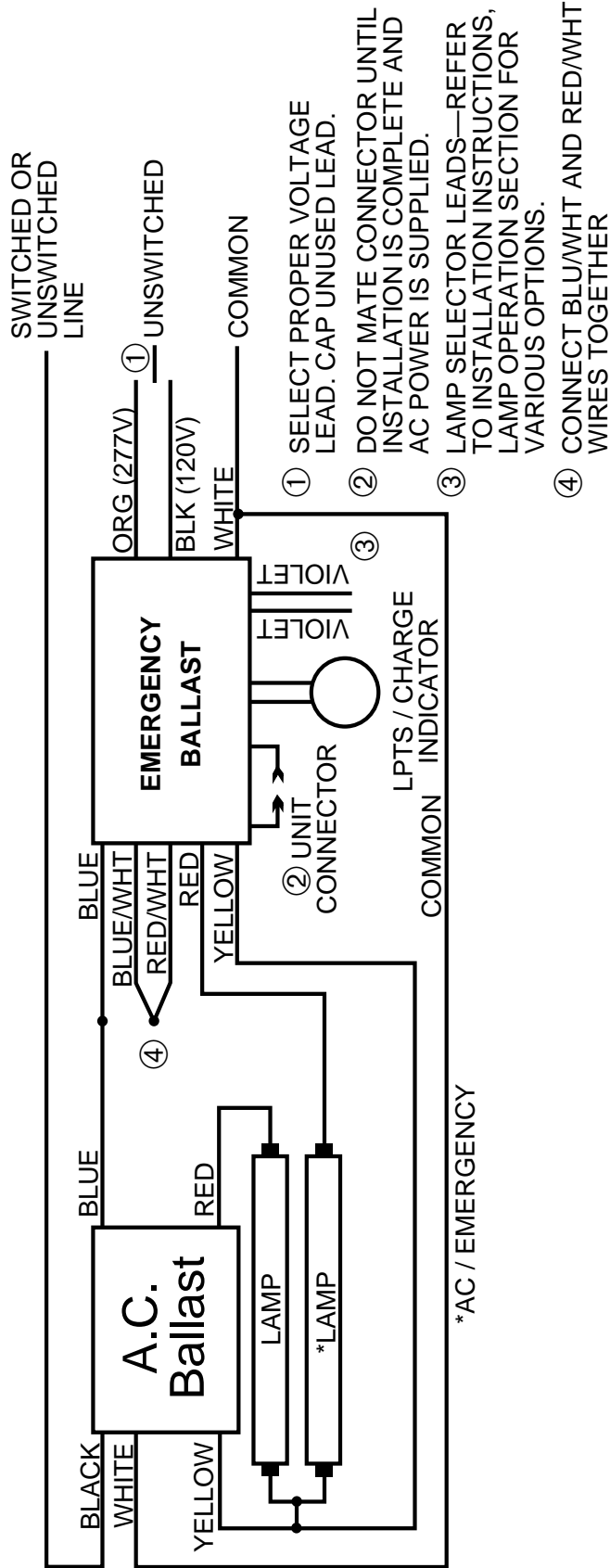
MAGNETEK

B332-R277HP
B332-R120HP

ALL COMPATIBLE BALLASTS MAY NOT BE LISTED.
*DIMMING CONTROL WIRES ARE NOT AFFECTED BY EM PACK

2LISBESI_80

TWO LAMP INSTANT START BALLAST



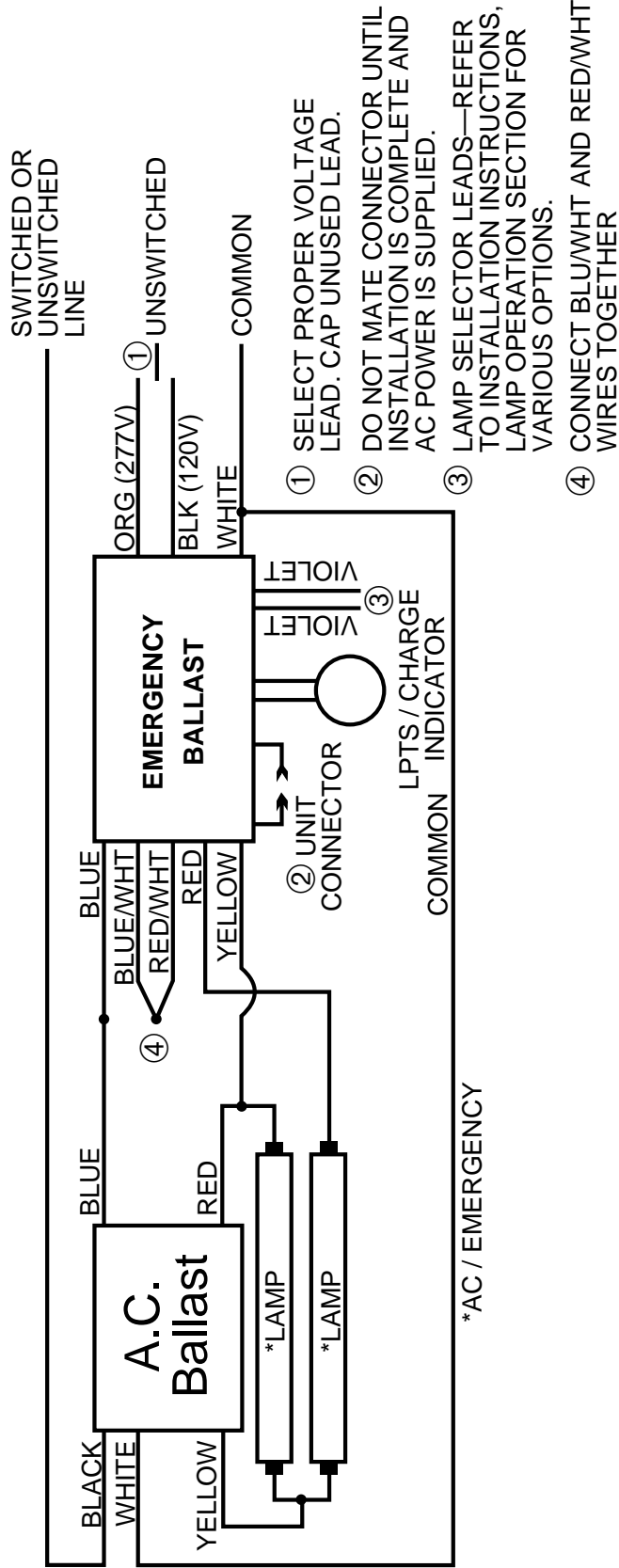
ENERGY SAVINGS

ES-2/1-T8-32/25/17/15-UNV-A-IS

ALL COMPATIBLE BALLASTS MAY NOT BE LISTED.
 *DIMMING CONTROL WIRES ARE NOT AFFECTED BY EM PACK

2LISBESI_2LEO_80

TWO LAMP INSTANT START BALLAST TWO LAMP OPERATION

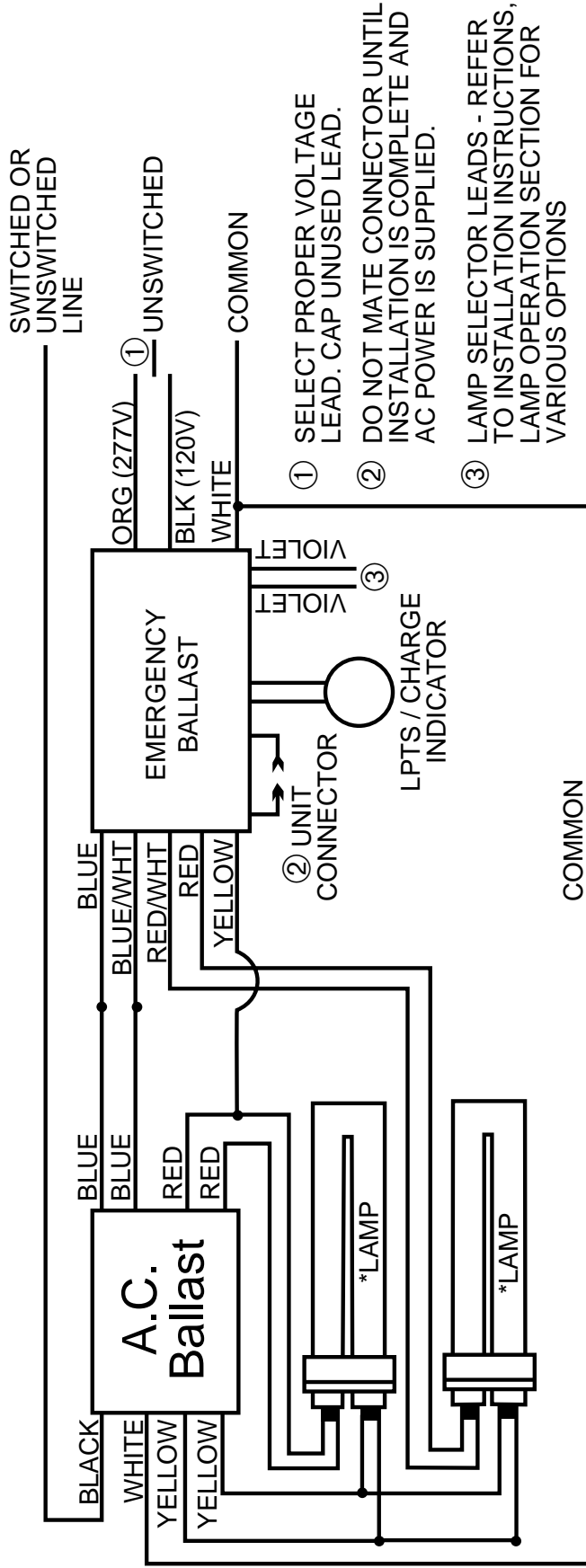


ENERGY SAVINGS

ES-2/1-T8-32/25/17/15-UNV-A-IS


ALL COMPATIBLE BALLASTS MAY NOT BE LISTED.
*DIMMING CONTROL WIRES ARE NOT AFFECTED BY EM PACK

TWO LAMP RAPID START BALLAST TWO LAMP OPERATION


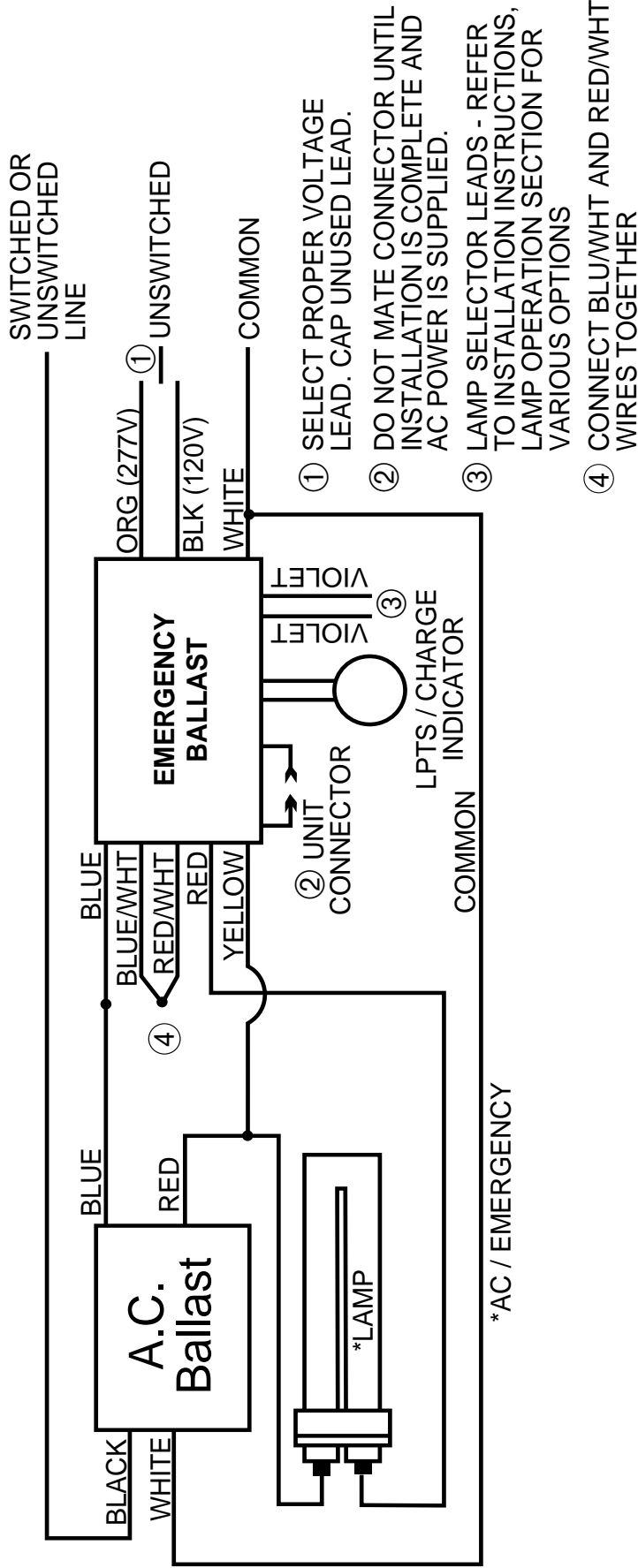


- ① SELECT PROPER VOLTAGE LEAD. CAP UNUSED LEAD.
- ② DO NOT MATE CONNECTOR UNTIL INSTALLATION IS COMPLETE AND AC POWER IS SUPPLIED.
- ③ LAMP SELECTOR LEADS - REFER TO INSTALLATION INSTRUCTIONS, LAMP OPERATION SECTION FOR VARIOUS OPTIONS

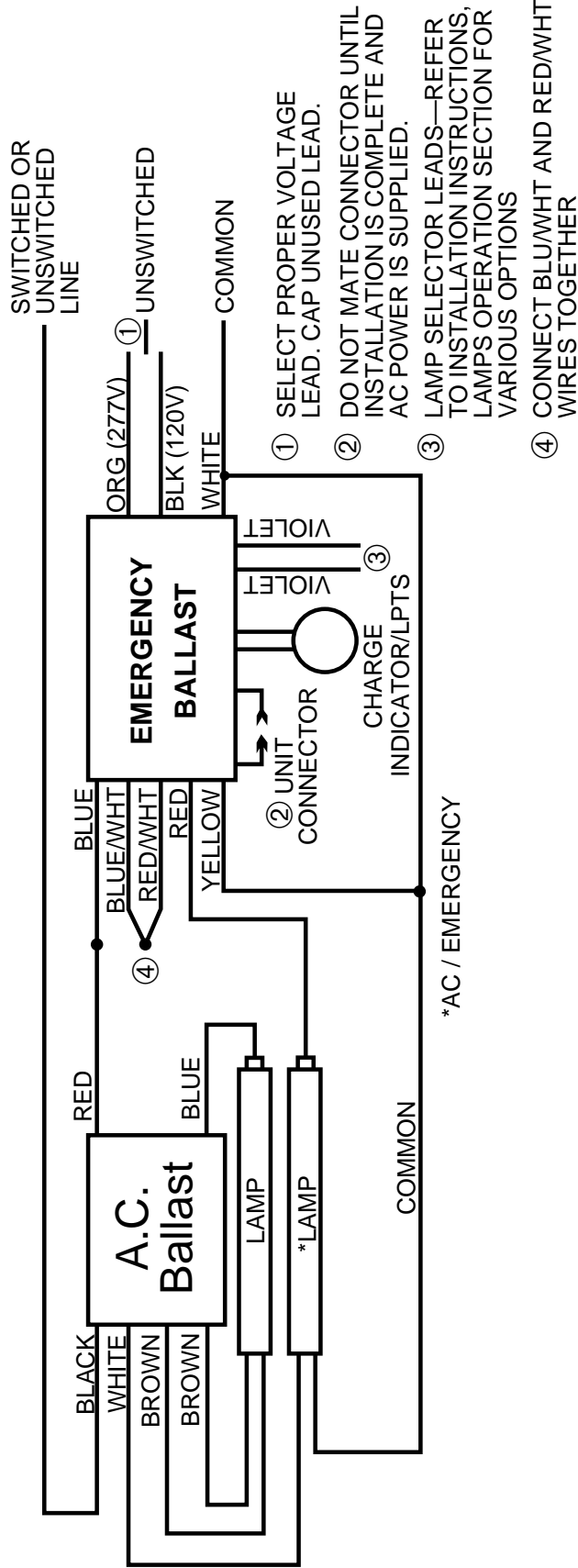
*AC / EMERGENCY



ONE LAMP INSTANT START BIAx



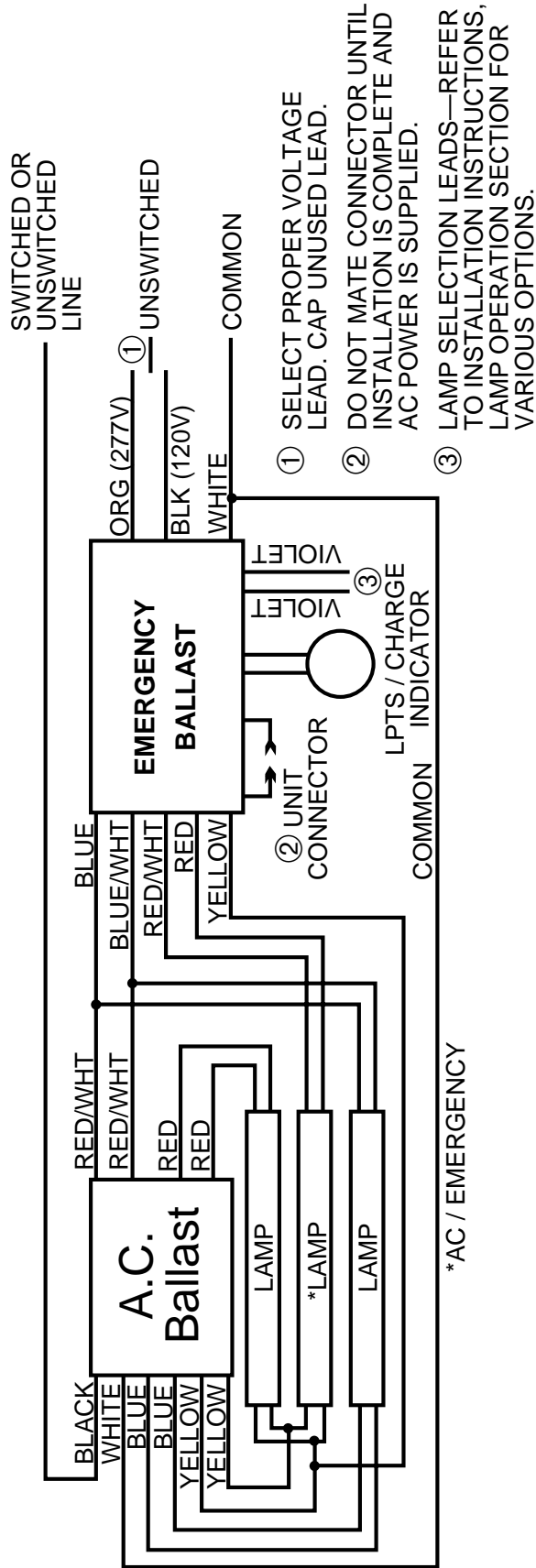
TWO LAMP SERIES LEAD BALLAST



MAGNETEK
827-SLH-TC-P

ALL COMPATIBLE BALLASTS MAY NOT BE LISTED.
*DIMMING CONTROL WIRES ARE NOT AFFECTED BY EM PACK

THREE LAMP RAPID START BALLAST


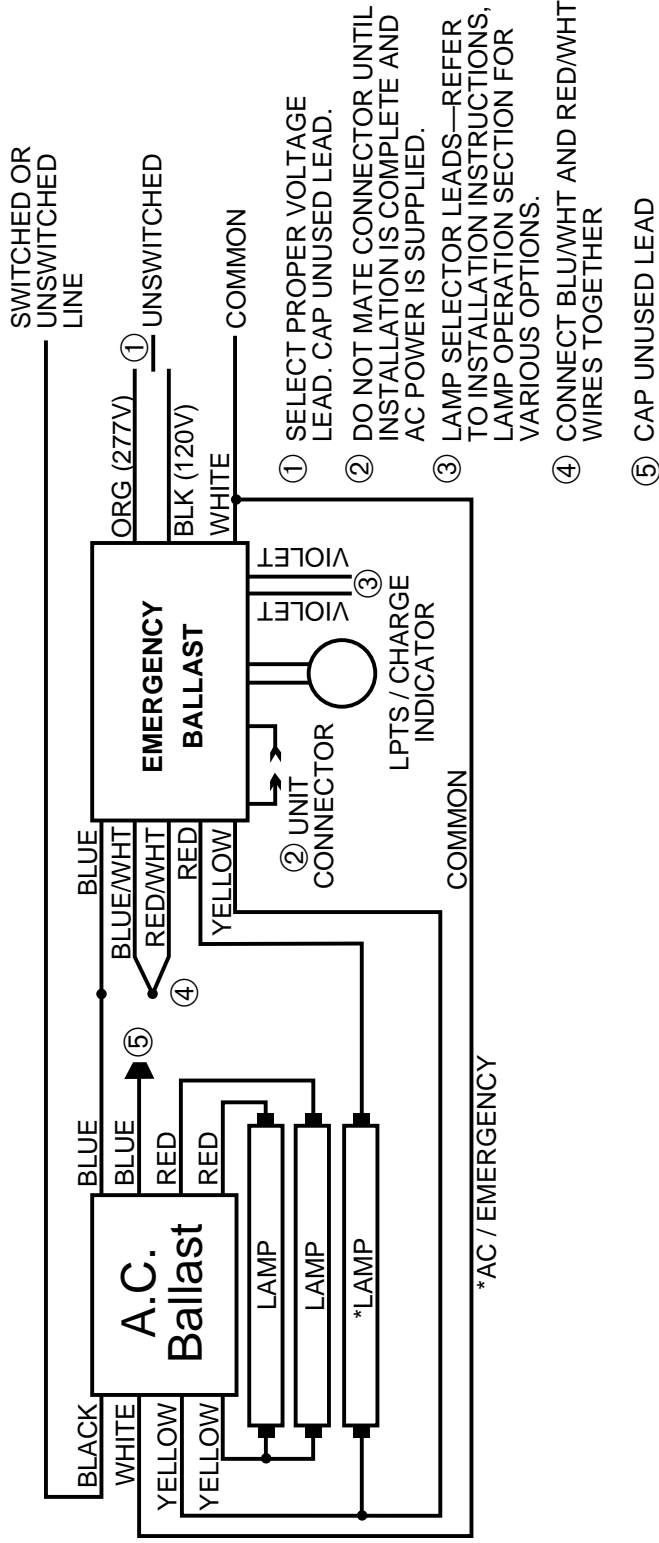


OSRAM/SYLVANIA
QTP3X32/T8TLRSN


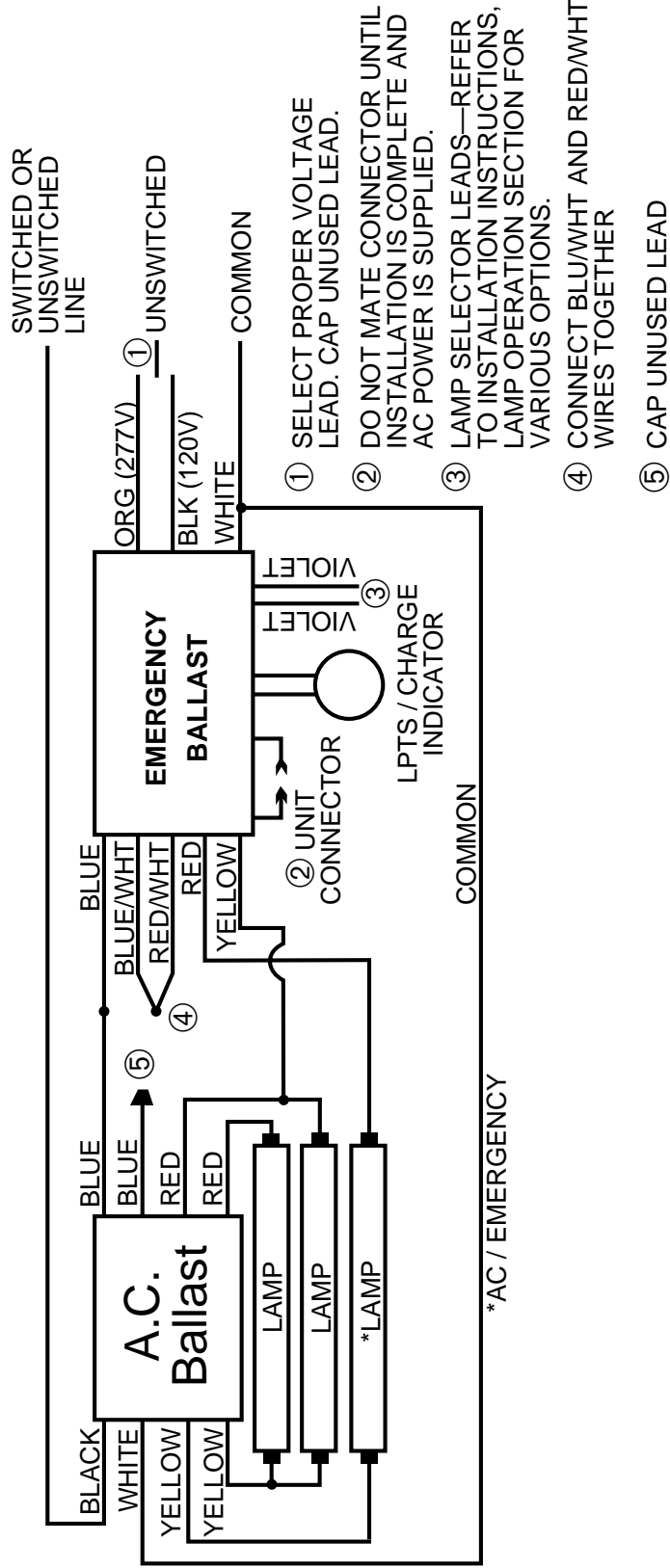
ALL COMPATIBLE BALLASTS MAY NOT BE LISTED.
*DIMMING CONTROL WIRES ARE NOT AFFECTED BY EM PACK

4LISB_80_2

FOUR LAMP INSTANT START BALLAST WITH THREE LAMPS ONLY

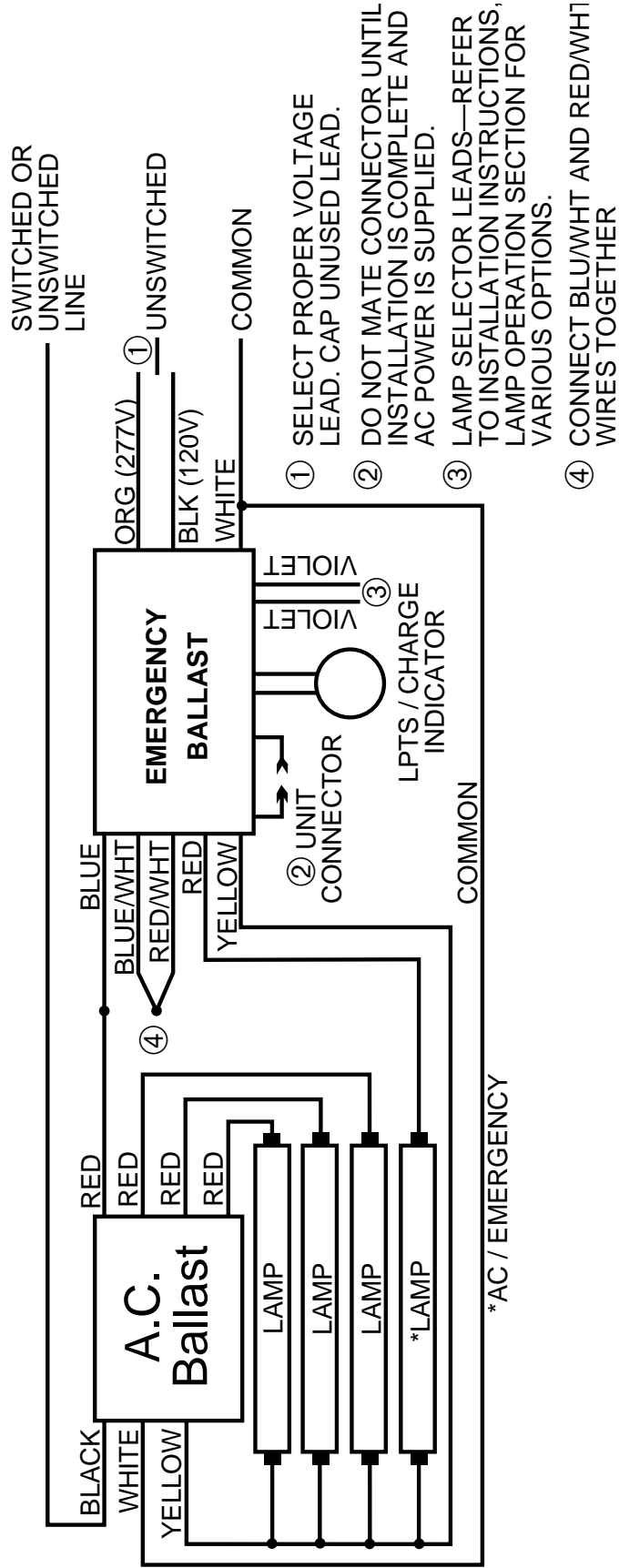


FOUR LAMP INSTANT START BALLAST WITH THREE LAMPS ONLY TWO LAMP EMERGENCY OPERATION



4LFB.

FOUR LAMP FULLHAM BALLAST



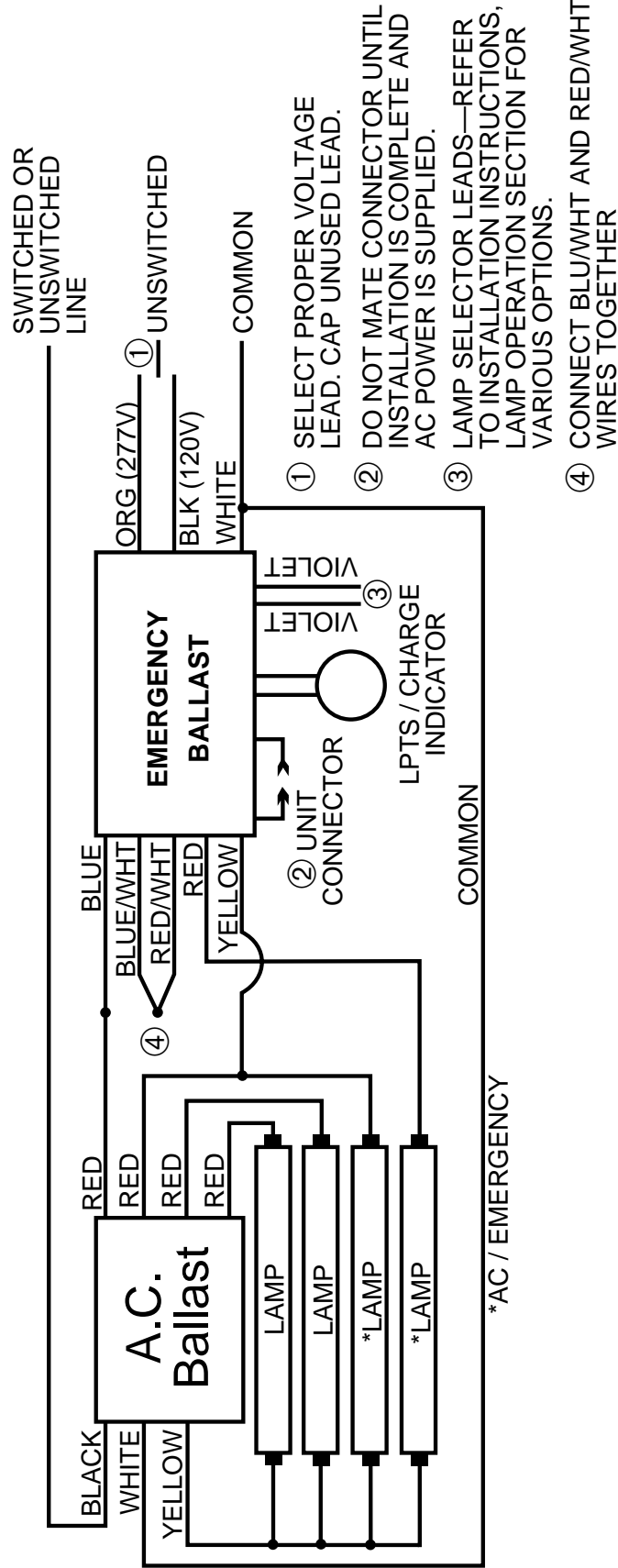
FULLHAM

WORKHORSE 5

ALL COMPATIBLE BALLASTS MAY NOT BE LISTED.
*DIMMING CONTROL WIRES ARE NOT AFFECTED BY EM PACK

4LFB_80_2L

FOUR LAMP FULLHAM BALLAST WITH TWO LAMP EMERGENCY OPERATION


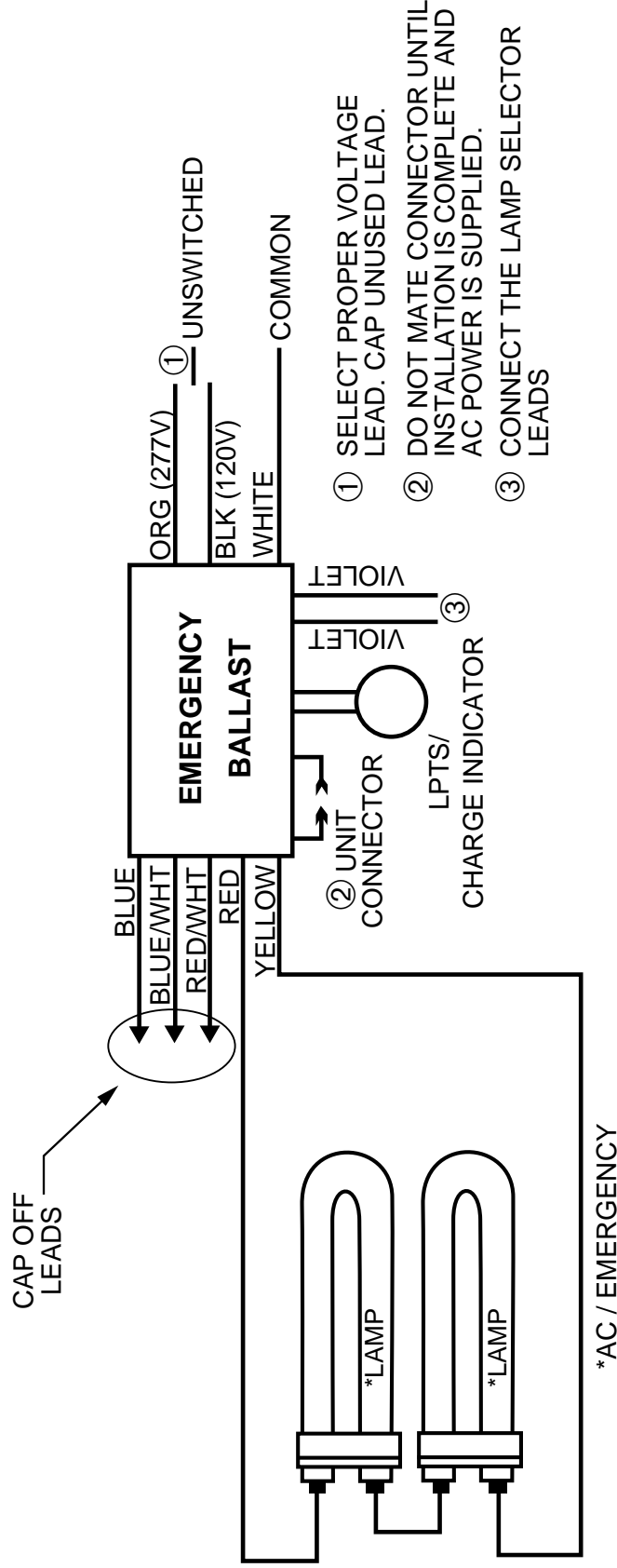


FULLHAM

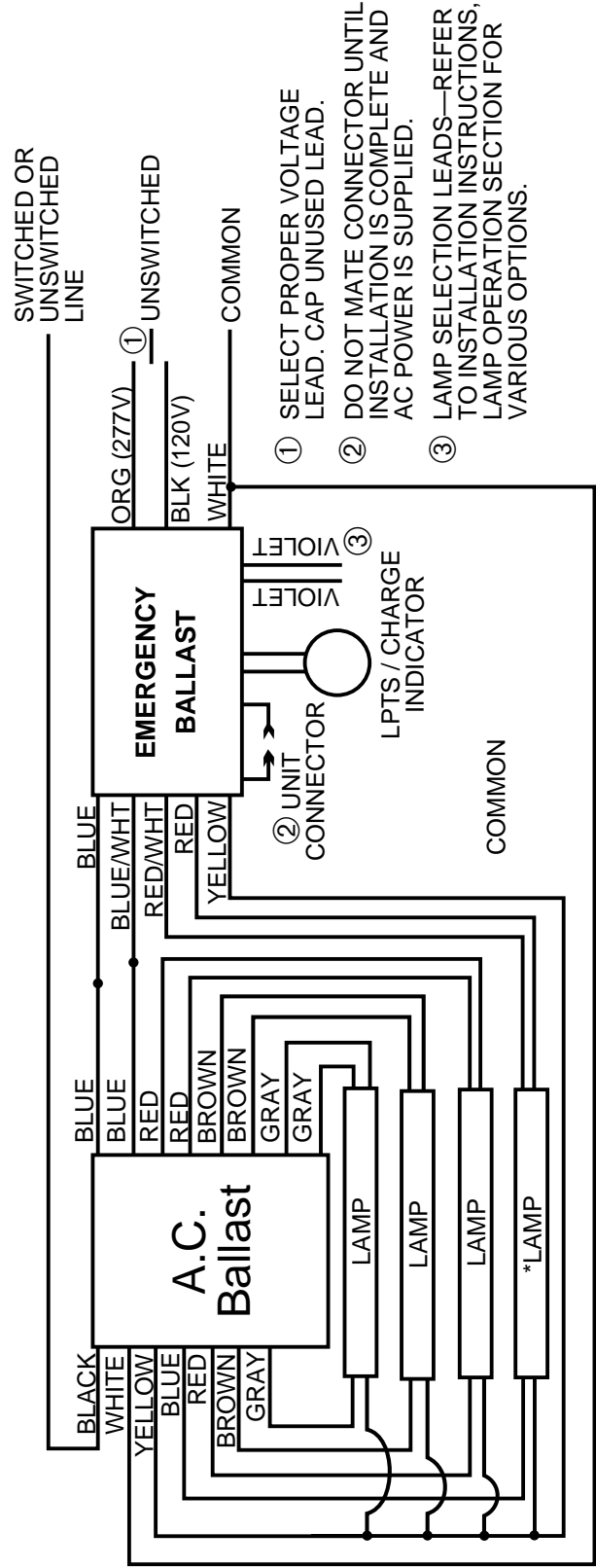
WORKHORSE 5

ALL COMPATIBLE BALLASTS MAY NOT BE LISTED.
*DIMMING CONTROL WIRES ARE NOT AFFECTED BY EM PACK

TWO U-SHAPE LAMP EMERGENCY ONLY



FOUR LAMP RAPID START BALLAST



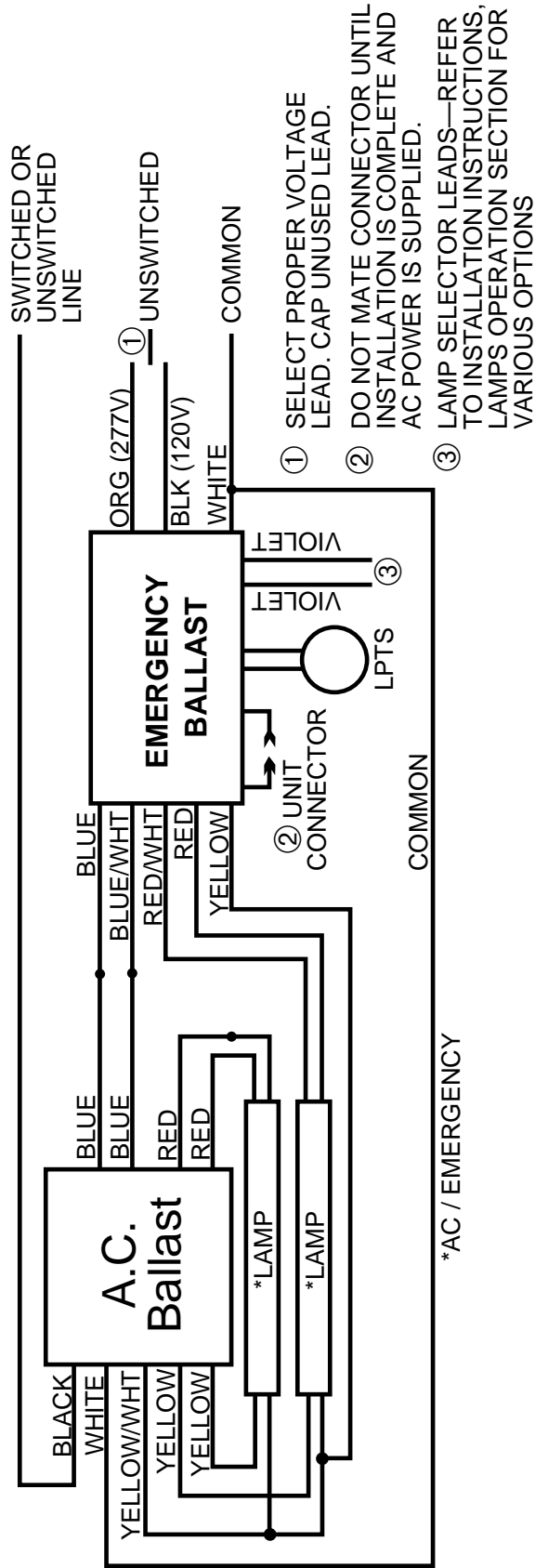
DENKI

DE440P27PL

ALL COMPATIBLE BALLASTS MAY NOT BE LISTED.
*DIMMING CONTROL WIRES ARE NOT AFFECTED BY EM PACK

2LRSB_2LEO_SYL

TWO LAMP RAPID START BALLAST



NOTE:
DIMMING WIRE IS NOT AFFECTED BY
THE EM BALLAST

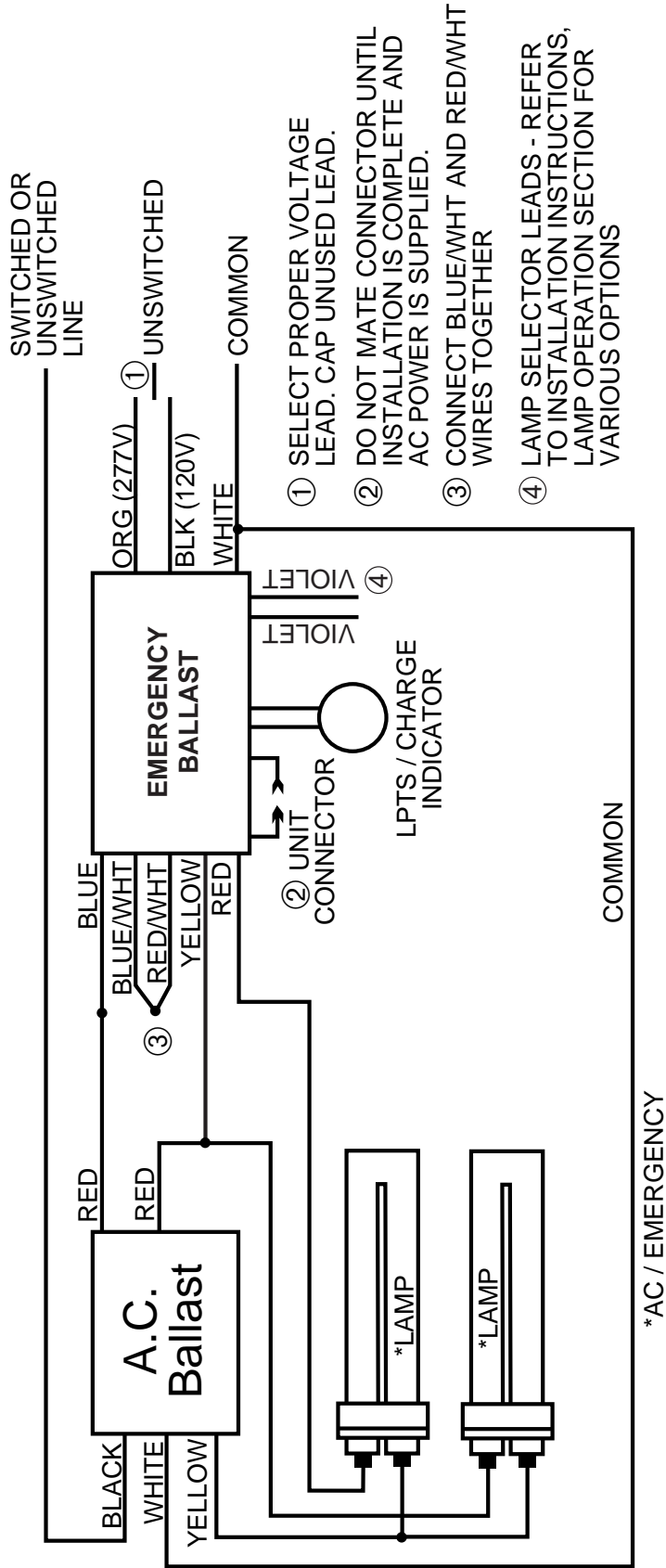
SYLVANIA

QT2x54/120PH0-DIM

ALL COMPATIBLE BALLASTS MAY NOT BE LISTED.
*DIMMING CONTROL WIRES ARE NOT AFFECTED BY
EM PACK

2LBF

TWO BIAX LAMP FULLHAM BALLAST TWO LAMP EMERGENCY OPERATION



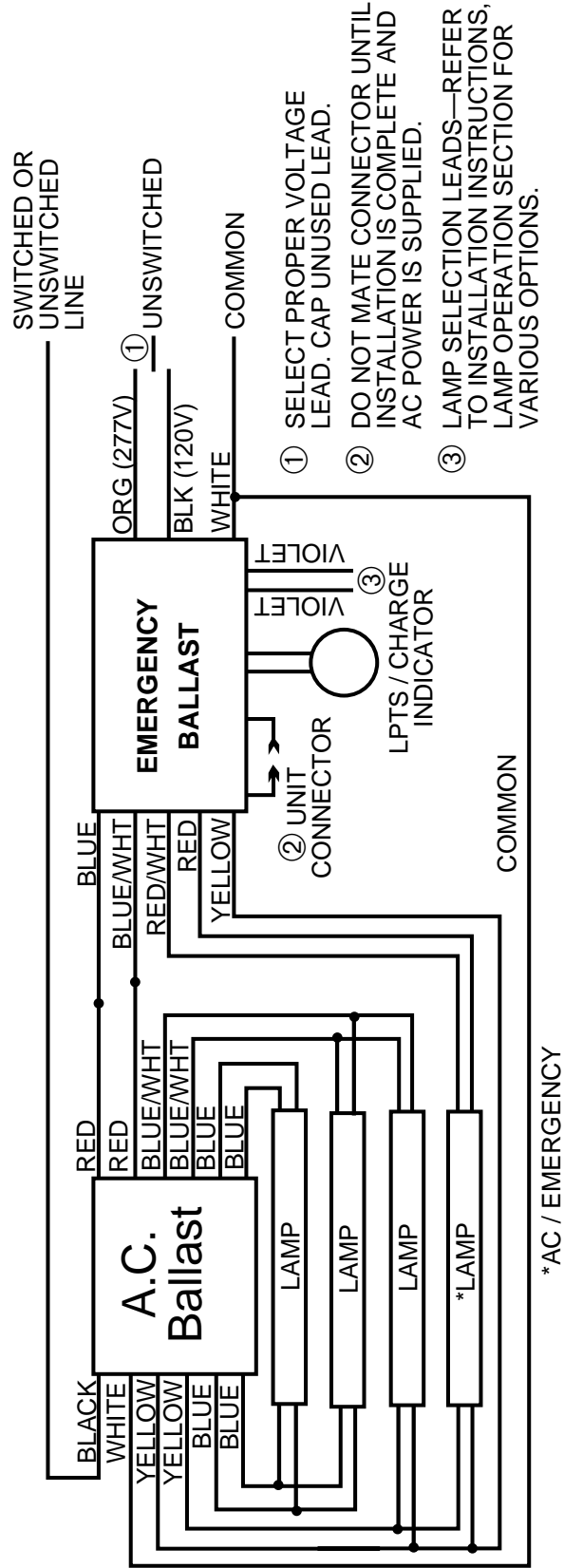
- ① SELECT PROPER VOLTAGE LEAD. CAP UNUSED LEAD.
- ② DO NOT MATE CONNECTOR UNTIL INSTALLATION IS COMPLETE AND AC POWER IS SUPPLIED.
- ③ CONNECT BLUE/WHT AND RED/WHT WIRES TOGETHER
- ④ LAMP SELECTOR LEADS - REFER TO INSTALLATION INSTRUCTIONS, LAMP OPERATION SECTION FOR VARIOUS OPTIONS

FULLHAM

WH3

ALL COMPATIBLE BALLASTS MAY NOT BE LISTED.
*DIMMING CONTROL WIRES ARE NOT AFFECTED BY EM PACK

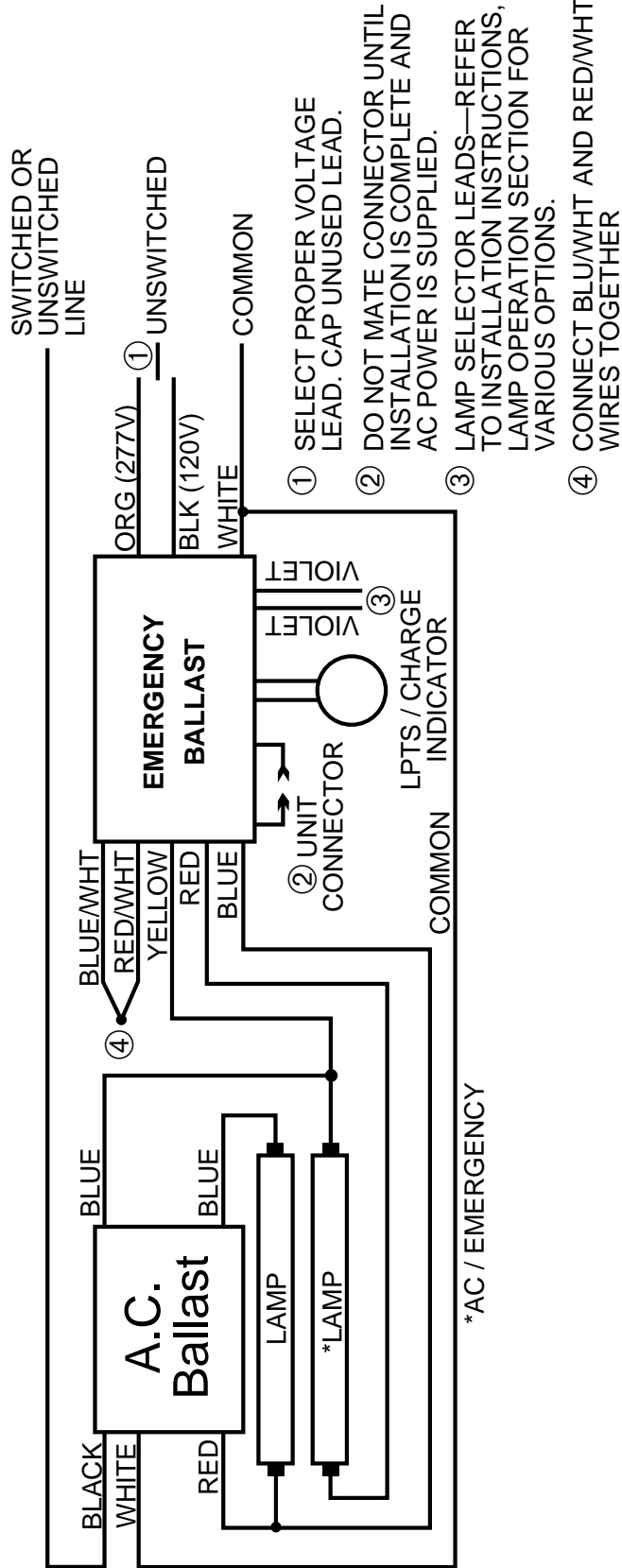
FOUR LAMP RAPID START BALLAST



SYLVANIA
QT4X32

ALL COMPATIBLE BALLASTS MAY NOT BE LISTED.
*DIMMING CONTROL WIRES ARE NOT AFFECTED BY EM PACK

TWO LAMP INSTANT START BALLAST



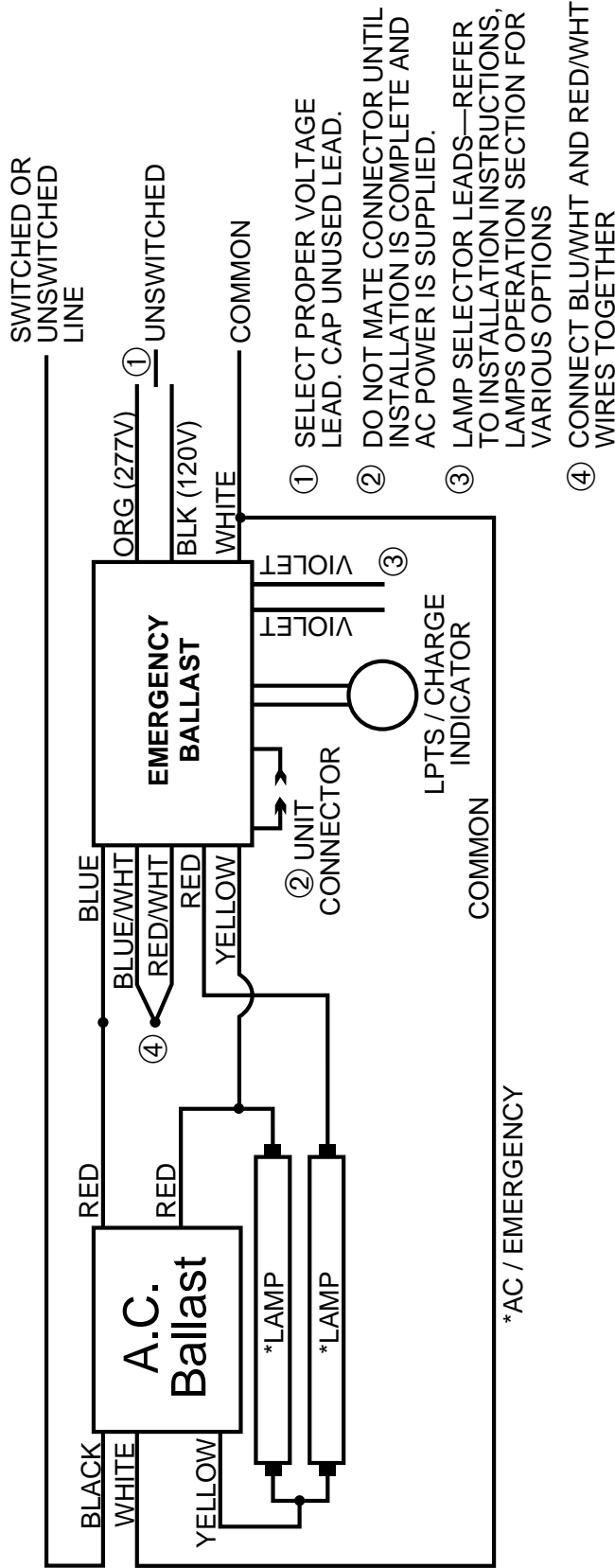
ADVANCE

REL 2P59-SRHTP

ALL COMPATIBLE BALLASTS MAY NOT BE LISTED.
 *DIMMING CONTROL WIRES ARE NOT AFFECTED BY EM PACK

2LISFB2_80_2LEO

TWO LAMP INSTANT START BALLAST TWO LAMP EMERGENCY OPERATION

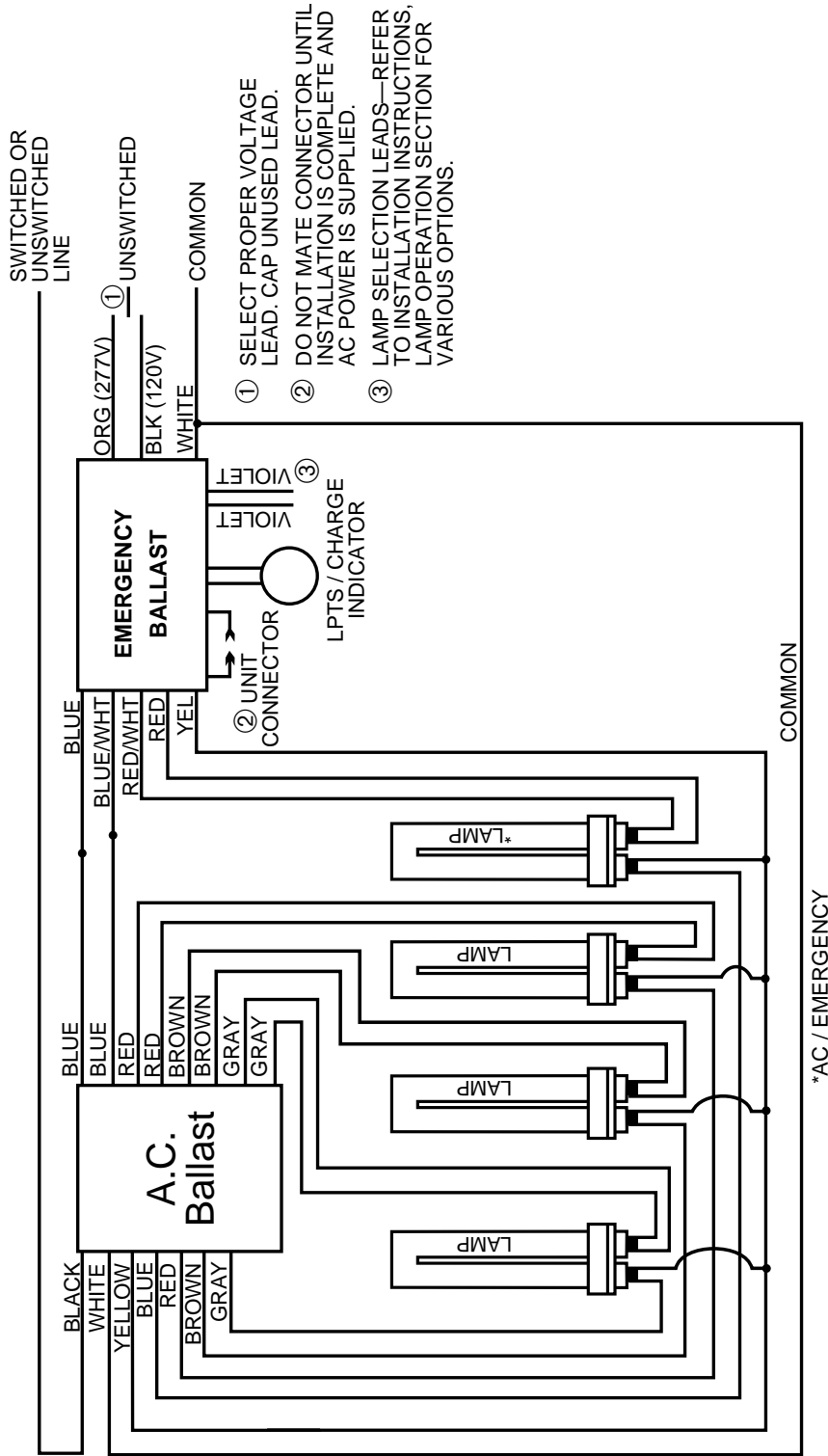


FULLHAM
WORKHORSE 3

ALL COMPATIBLE BALLASTS MAY NOT BE LISTED.
*DIMMING CONTROL WIRES ARE NOT AFFECTED BY EM PACK

4LBRSB_80

FOUR LAMP BIAx RAPID START BALLAST



DENKI

DE440P27PL

ALL COMPATIBLE BALLASTS MAY NOT BE LISTED.
 *DIMMING CONTROL WIRES ARE NOT AFFECTED BY EM PACK

1LCRSB2

ONE LAMP CIRCLINE RAPID START BALLAST

