

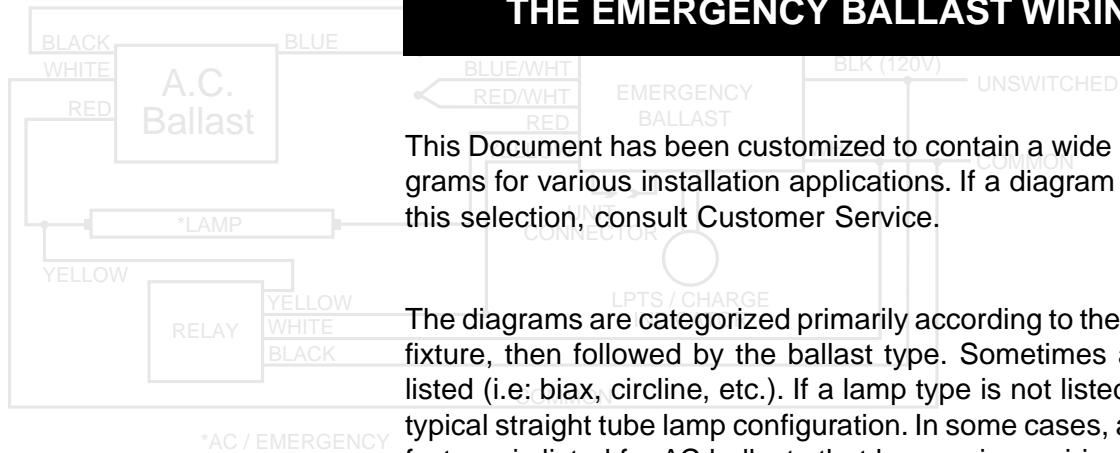
***Thomas & Betts***

**EMERGENCY BALLAST  
WIRING GUIDE**

rev. 103103



# HOW TO USE THE EMERGENCY BALLAST WIRING GUIDE



This Document has been customized to contain a wide library of individual diagrams for various installation applications. If a diagram cannot be found within this selection, consult Customer Service.

The diagrams are categorized primarily according to the number of lamps in the fixture, then followed by the ballast type. Sometimes a specific lamp type is listed (i.e: biax, circline, etc.). If a lamp type is not listed, the diagram shows a typical straight tube lamp configuration. In some cases, a specific ballast manufacturer is listed for AC ballasts that have unique wiring arrangements.

Diagrams for specific situations can be located within this PDF file by using the following methods:

## 1) USING THE NAVIGATION WINDOW

Use the Navigation window and select the Emergency Ballast for which the diagram is needed, then scroll through the list of applications to find the diagram(s) that meet the necessary criteria by clicking on the “plus” sign next to the Unit Model. (Many of the diagrams are bookmarked with identical descriptions. Examine the diagram for details as to whether or not it applies to your situation.)

NOTE: The order in which the pages are bookmarked is not indicative of the actual page order, therefore, continuing to the next page after a “Two Lamp Ballast” diagram may not necessarily take you to another “Two Lamp Ballast” diagram. To aid in locating specific diagrams, each has been bookmarked and categorized in the navigation window.

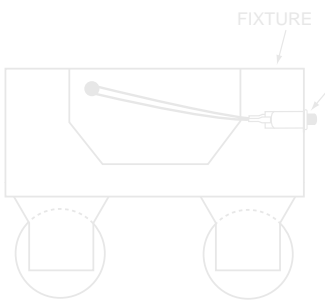
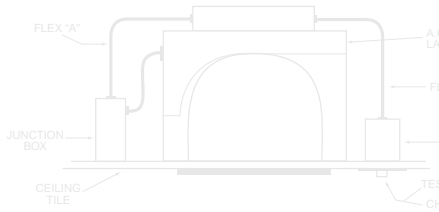
## 2) USING THE FIND COMMAND

Some diagrams feature a Model List for reference. If you know the actual model number of the AC ballast that the emergency unit is being wired to, you may use the “FIND” tool in the toolbar (Denoted by the binocular icon) to search the diagrams for that particular model. FIND commands may or may not be successful, since not all ballasts models are listed within this file.

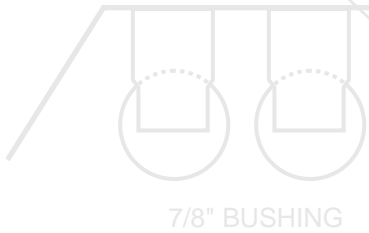
When using the FIND command, it may be helpful to search for only the first few letters or numbers of the model number (i.e. “RCN” or “ECO”) due to the nature of how the reference lists are compiled. Include any hyphens or slashes that may appear in the model number when using the FIND command.

This Guide is by no means an exhaustive record of all AC Ballast/Emergency Unit combinations. If a search using the FIND command or Navigation window is not successful, contact Customer Service for further assistance.

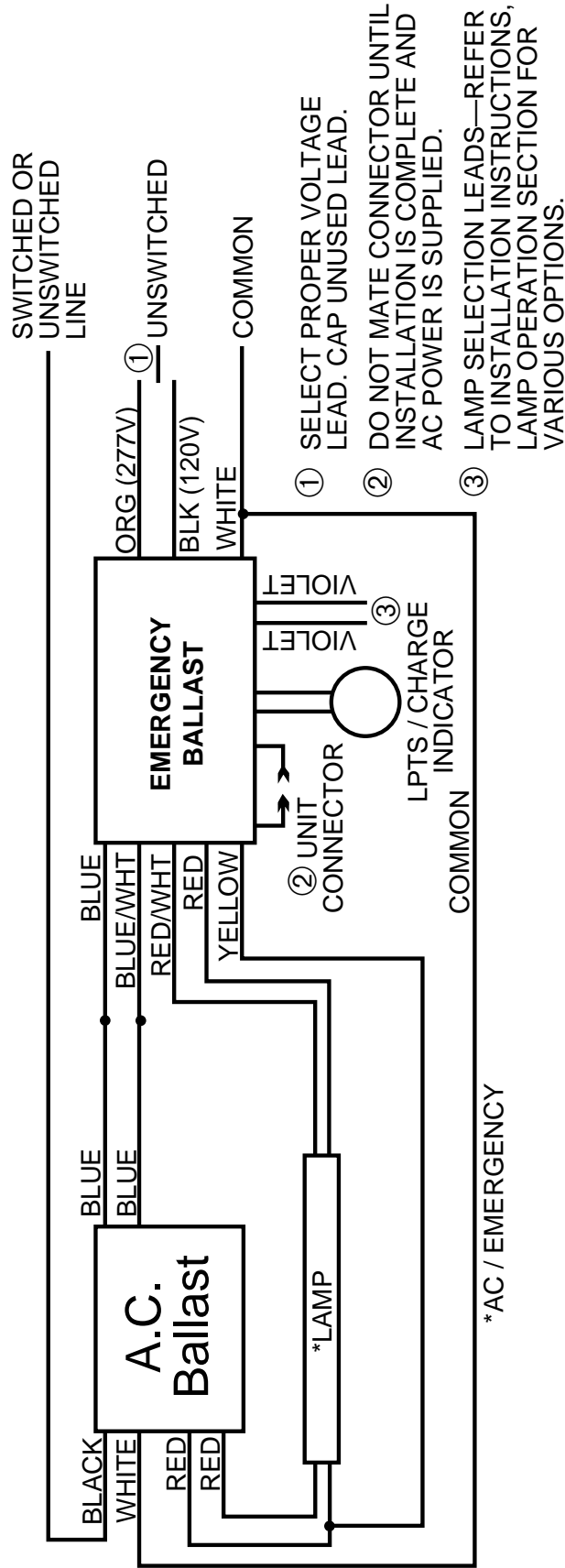
You may request an updated Wiring Diagram Guide at anytime. Please consult Customer Service to find out if a later version with any additions and/or corrections is available.



BALLAST CHANNEL COVER



## ONE LAMP RAPID START BALLAST



### ADVANCE

HM/VM-1P30-TP  
 HM/VHM-1P20-TP  
 LQ/VLQ-106F-TP  
 R/V-1P817-TP  
 R/V-1P825-TP  
 R/V-1P32-TP  
 R/V-1P840-TP  
 R/V-140-TP  
 R/V-1U40P-TP  
 RC/VC-160-TP  
 RC/VC-1P40-TP  
 RCN/VCN-1S32  
 RCN/VCN-1S40  
 REL/VEL-1S40-RH-TP  
 REZ-132  
 RIC/VIC-132-TP  
 RIC/VIC-140-TP  
 RK/VK-132-TP  
 RK/VK-134-TP  
 RS/VS-110-TP  
 RS/VS-160-TP  
 RZT/VZT-132\*

### EBT

ECG-120/277-1/40 SR  
 SSB1-120/277-1/40 LH

### GE

G1-RL-T8-1LL-120/277  
 G1-RN-T8-10C-120/277  
 G1-RN-T8-1LL-120/277  
 G1-RN-T12-1LL-120/277

### KINGTEC

132K120/277

### LUTRON

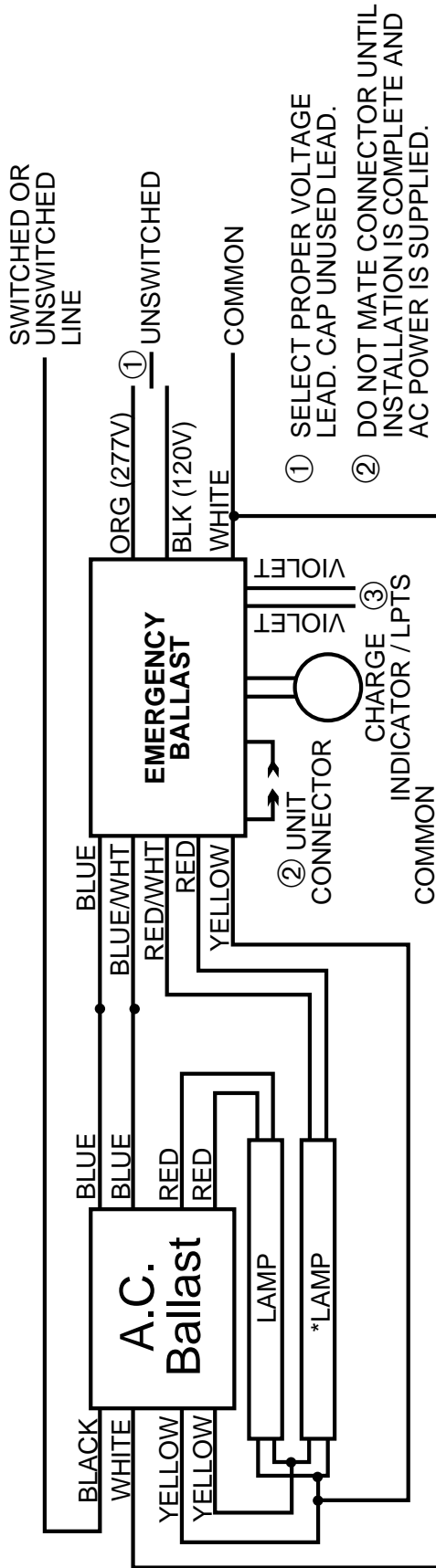
ECO-T832-120/277-1\*  
 FDB-4827-120/277-1\*

### MOTOROLA

M1-RL-T8-1LL-A-120/277  
 M1-RL-T8-050-D-120  
 M1-RN-T12-1LL-B-120/277  
 M1-RN-T8-10C-B-120/277  
 M1-RN-T8-1LL-D-120/277  
 M1-RN-T8-HO-A-120/277  
 M1-RV-T8-001-B-120

ALL COMPATIBLE BALLASTS MAY NOT BE LISTED.  
 \*DIMMING CONTROL WIRES ARE NOT AFFECTED BY EM PACK

# TWO LAMP RAPID START BALLAST



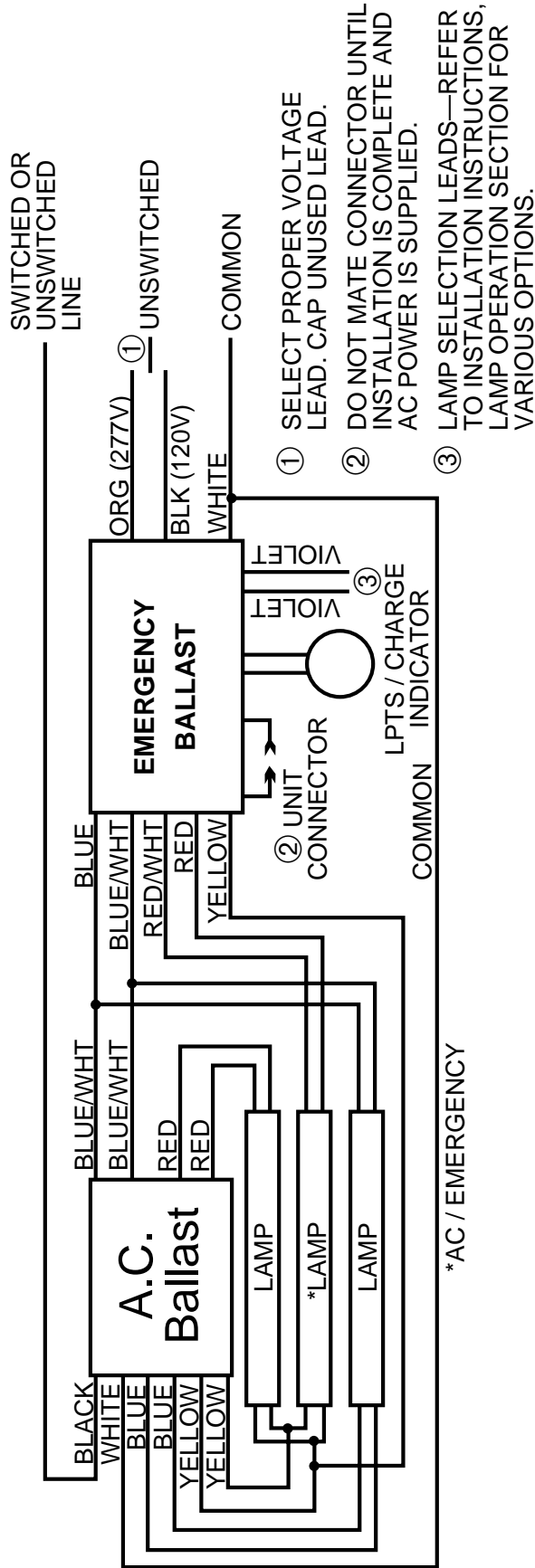
- ① SELECT PROPER VOLTAGE LEAD. CAP UNUSED LEAD.
- ② DO NOT MATE CONNECTOR UNTIL INSTALLATION IS COMPLETE AND AC POWER IS SUPPLIED.
- ③ LAMP SELECTION LEADS—REFER TO INSTALLATION INSTRUCTIONS, LAMP OPERATION SECTION FOR VARIOUS OPTIONS.

\*AC / EMERGENCY

ADVANCE
HM/VM-2SP20-TP
R/V-2P817-TP
R/V-2P825-TP
R/V-2P832-TP
R/V-2P840-TP
R/V-2S40-TP
R/V-2SP30-TP
R/V-2S110-TP
RC/VC-2SP40-TP
RC/VC-2S85-TP/FO/RO
RC/VC-2S110-FO/RO
RC-2SP830-TP
RCN/VCN-2S32
RCN/VCN-2S40
REL/VEL-2S40-RH-TP
REL/VEL-2S110-RH-TP
REL/VEL-2TTS39-RH-TP
REL/VEL-2TTS40-RH-TP
REL/VEL-2TTS50-RH-TP
RL-2SP20-TP
RM-2S35-TP
RM/VM-2SP30-TP
RIC/VIC-2S32
RIC/VIC
REZ/VEZ-2S32
EBT
ECG-120/277-2/32 SR
ECG-120/277-2/40 SR
SSB1-120/277-2/32 LH
SSB1-120/277-2/40 LH /-(75%)/-(MPX)
SSB7-120/277-2/32 LH
GE
G2-RH-T8-8FT-120/277
G2-RL-T8-1LL-120/277
G2-RN-T8-10C-120/277
G2-RN-T8-1LL-120/277
G2-RN-T12-1LL-120/277
GOLDSTAR
GB 2x32/FL/R/VHP
KINGTEC
232K120/277
232K120-75%
232K2120
240K120/277
LUTRON
ECO-T832-120/277-2*
FDB-4827-120/277-2*
MAGNETEK
B232 R277 HP
MOTOROLA
M2-RH-T8-1LL-B-120/277
M2-RL-T8-1LL-A-120/277
M2-RN-T12-1LL-B-120/277
M2-RN-T8-10C-B-120/277
M2-RN-T8-1LL-D-120/277

ALL COMPATIBLE BALLASTS MAY NOT BE LISTED.  
\*DIMMING CONTROL WIRES ARE NOT AFFECTED BY EM PACK

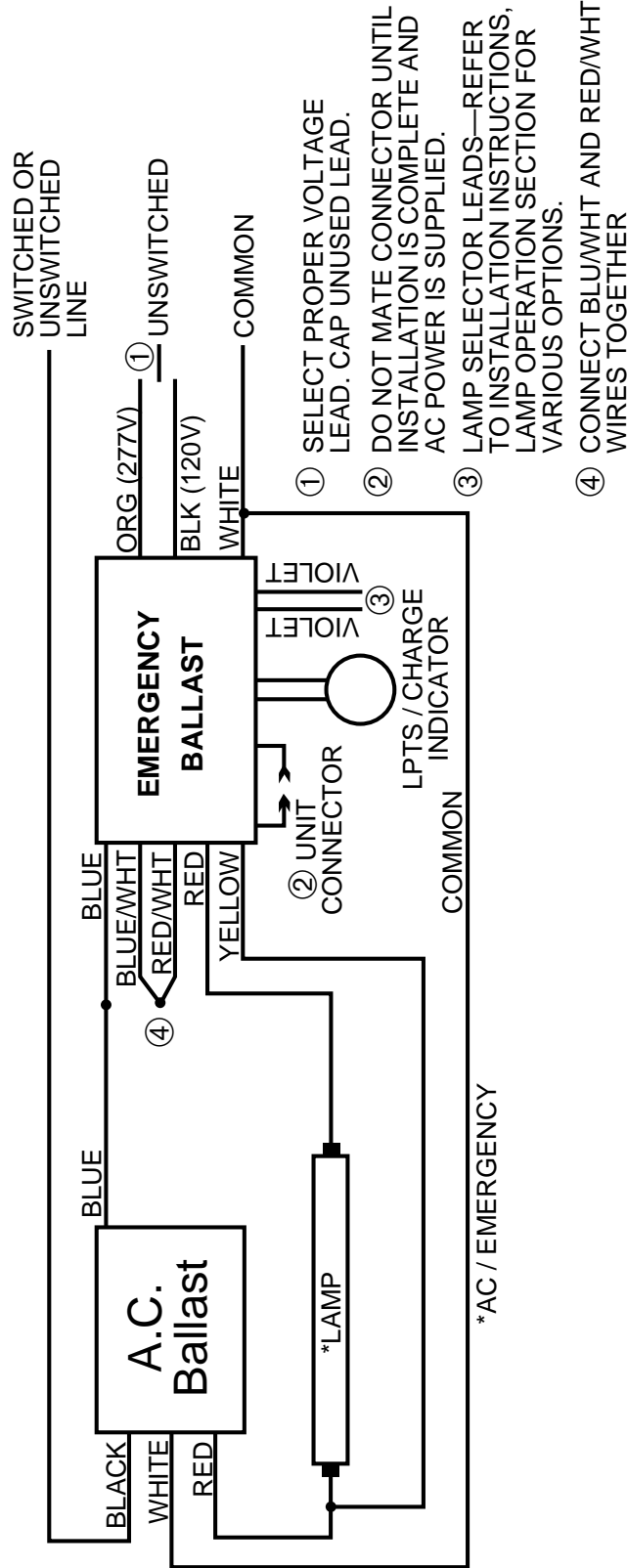
# THREE LAMP RAPID START BALLAST



ADVANCE
R/V-3S34-TP
RCN/VCN-3S32
RCN/VCN-3S40
REL/VEL-3S40-RH-TP
RIC/VIC-3S32-TP
RIC/VIC-3S40-TP
RK/VK-3S34-TP
RL-2SP20-TP
RZT/VZT-3S32*
REZ/VEZ-3S32*
EBT
SSB1-120/277-3/32 LH
SSB1-120/277-3/40 LH
GE
G3-RL-T8-ILL-120/277
G3-RL-T8-10C-120/277
G3-RN-T8-1LL-120/277
G3-RN-T12-1LL-120/277
LUTRON
ECO-T832-120/277-3*
FDB-4827-120/277-3*
MOTOROLA
M3-RL-T8-1LL-A-120/277
M3-RN-T12-1LL-B-120/277
M3-RN-T8-1LL-A-120/277

ALL COMPATIBLE BALLASTS MAY NOT BE LISTED.  
 \*DIMMING CONTROL WIRES ARE NOT AFFECTED BY EM PACK

## ONE LAMP INSTANT START BALLAST



### ADVANCE

RCN/VCN-1P32  
REL/VEL-1P32-RH-TP  
REL/VEL-1P32-SC

### EBT

ECG-120/277-1/32 PI  
SSB3-120/277-1/32 IS LH

### GE

G1-IN-T8-120/277

### GOLDSTAR

GB 1x32/FL/I/120-277  
GB 1x32/FL/I/120L-277L

### HOWARD

E1/32IS-120/277  
EC1/32IS-120/277  
ECL1/32IS-120/277  
EL1/32IS-120/277

### MAGNETEK

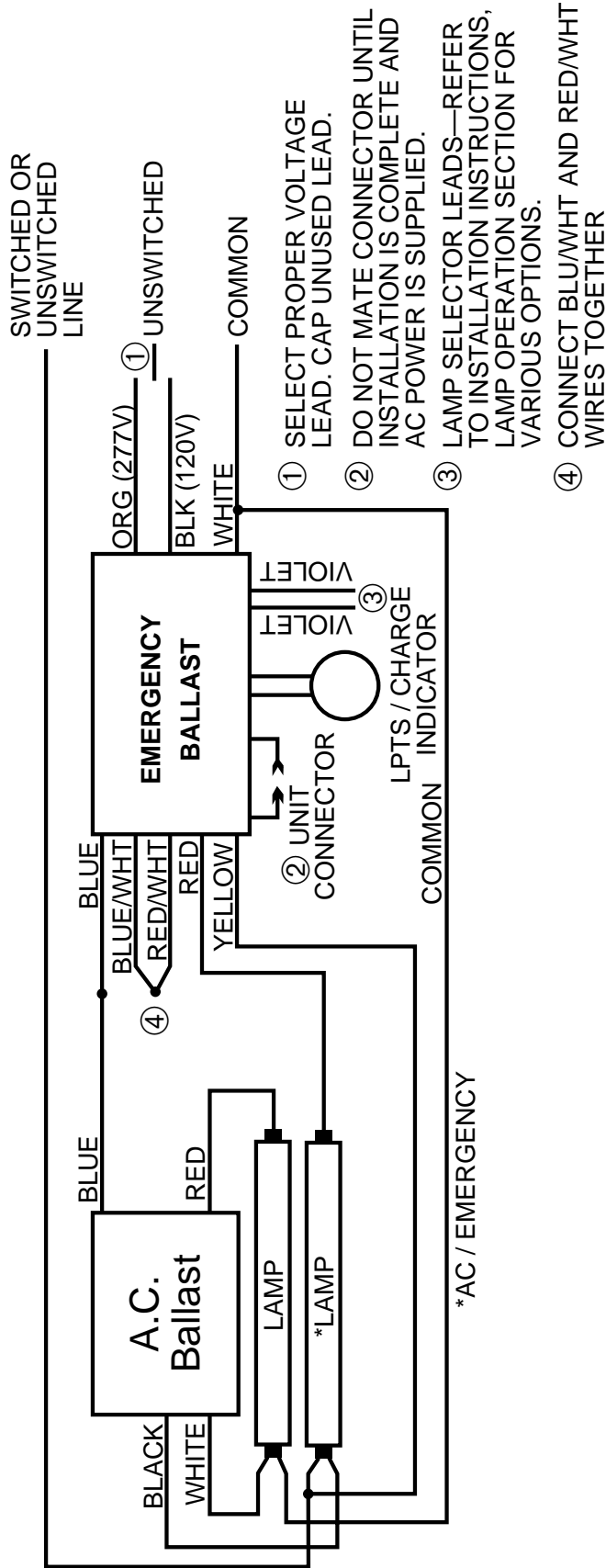
B132I120/277HP  
B132I120/277RH

### MOTOROLA

M1-IN-T8-1LL-D-120/277  
M1-IN-T8-D-120/277  
M1-IN-T8-GP-D-120/277

ALL COMPATIBLE BALLASTS MAY NOT BE LISTED.  
\*DIMMING CONTROL WIRES ARE NOT AFFECTED BY EM PACK

# TWO LAMP INSTANT START BALLAST

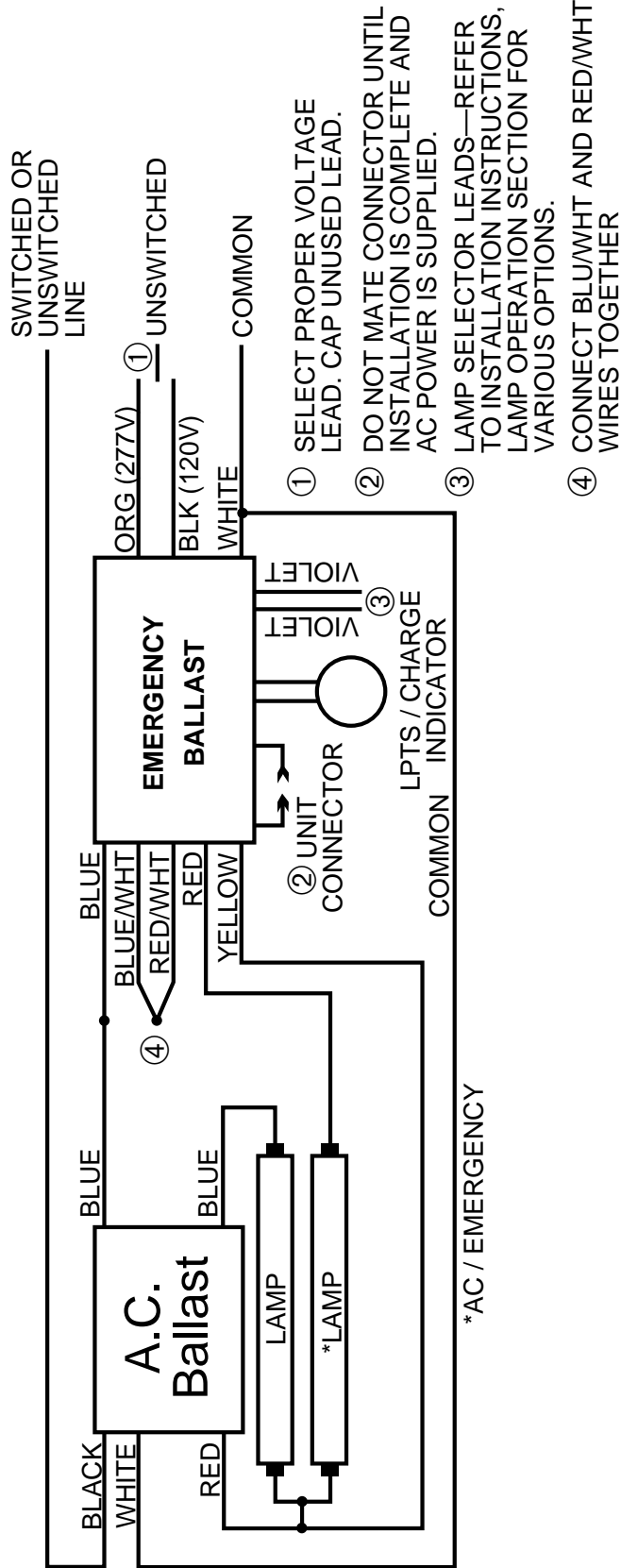


ADVANCE

R-2E75-S-TP

ALL COMPATIBLE BALLASTS MAY NOT BE LISTED.  
\*DIMMING CONTROL WIRES ARE NOT AFFECTED BY EM PACK

## TWO LAMP INSTANT START BALLAST



### ADVANCE

RCN/VCN-2P32  
 REL-2P60-S-RH-TP  
 REL/VEL-2P17-RH-TP  
 REL/VEL-2P32-LW-RH-TP  
 REL/VEL-2P32-RH-TP  
 REL/VEL-2P32-SC  
 REL/VEL-2P59-S-RH-TP  
 REL/VEL-2S86-RH-TP  
 VEL-2P75-S-RH-TP

### EBT

ECG-120/277-2/32 PI  
 SSB2-120/277-2/17 IS LH  
 SSB2-120/277-2/32 IS LH  
 SSB2-120/277-2/59 IS LH  
 SSB2-120/277-2/96 IS LH /-(MEX)  
 SSB2-120/277-2/90 IS MPX LH

### GE

G2-1L-T8-8FT-120/277  
 G2-IN-T8-120/277

### GOLDSTAR

GB 1x32/FL/I/120-277  
 GB 1x32/FL/I/120L-277L  
 GB 1x32/FL/I/120HBF-277HBF

### HOWARD

E2/32IS-120/277  
 EC2/32IS-120/277

### KINGTEC

232K1120-IS/277-IS  
 296K120-T12/277-T12  
 296K120-T8/277-T8

### MAGNETEK

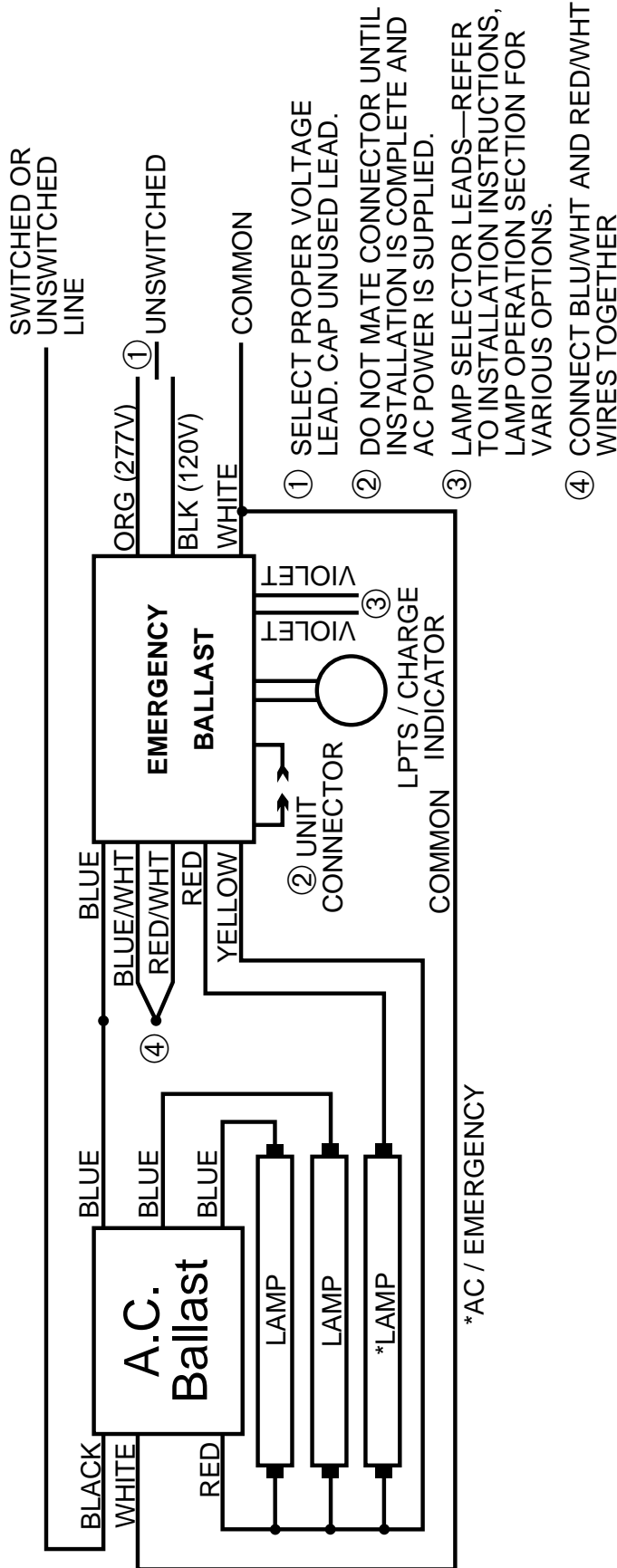
B232120/277HP  
 B232120/277RH

### MOTOROLA

M2-IL-T8-GP-D-120/277  
 M2-IN-T8-D-120/277  
 M2-IN-T8-1LL-D-120/277  
 M2-IN-T8-8FT-A-120/277  
 M2-IN-T8-8GP-A-120/277  
 M2-IN-T8-GP-D-120/277

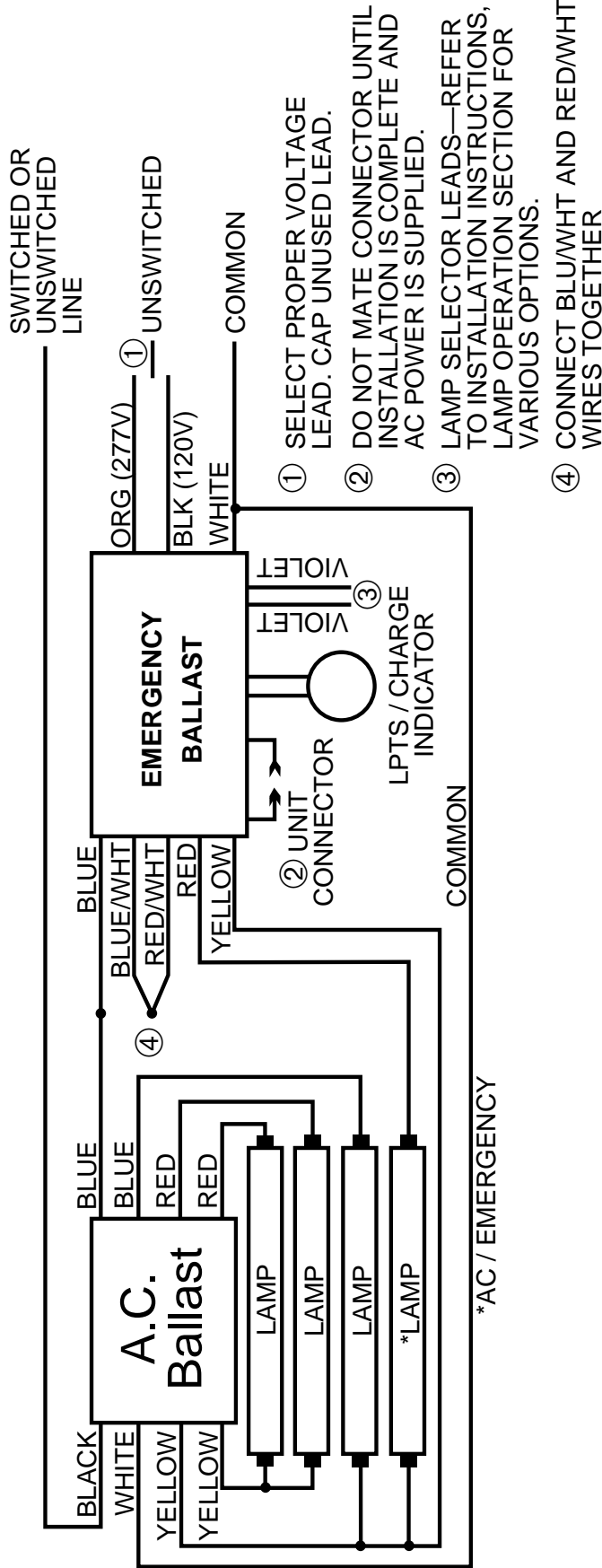
ALL COMPATIBLE BALLASTS MAY NOT BE LISTED.  
 \*DIMMING CONTROL WIRES ARE NOT AFFECTED BY EM PACK

# THREE LAMP INSTANT START BALLAST



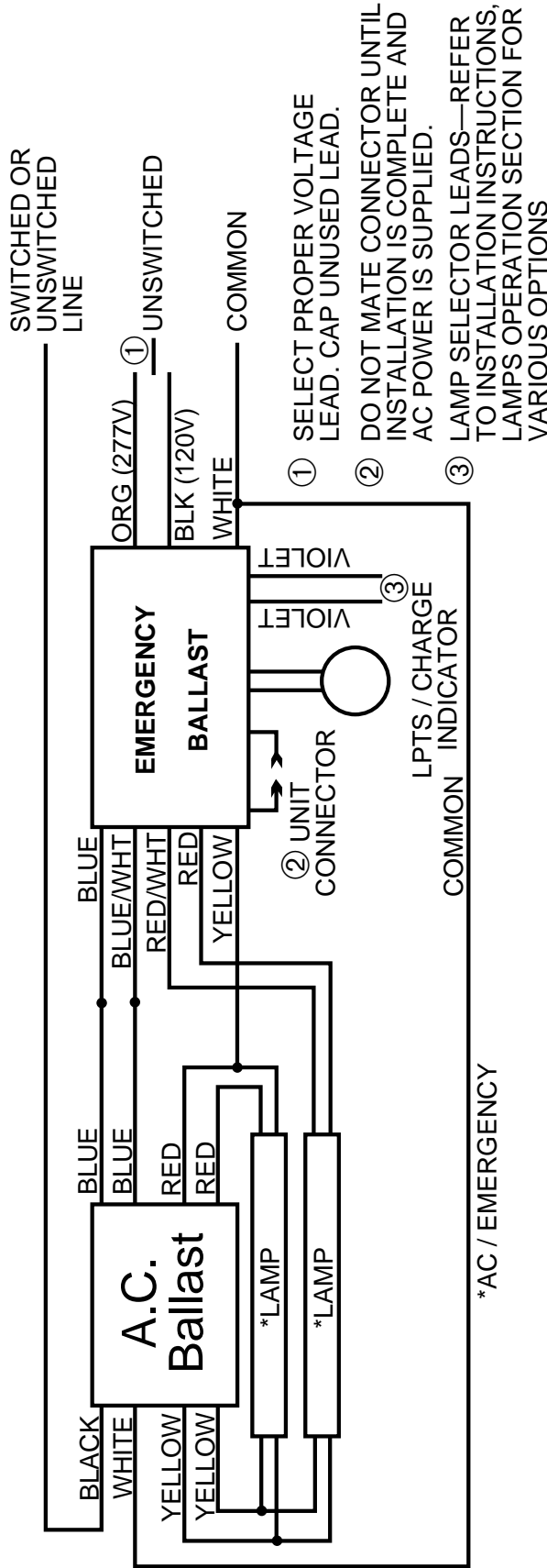
<b>ADVANCE</b>
RCN/VCN-3P32 REL/VEL 3P32-RH-TP REL/VEL-3P32-LW-RH-TP
<b>EBT</b>
SSB2-120/277-3/32 IS LH
<b>GE</b>
G3-IN-T8-120/277
<b>GOLDSTAR</b>
GB 3x32/FL/I/120-277 GB 3x32/FL/I/120L-277L
<b>HOWARD</b>
E3/32IS-120/277 EC3/32IS-120/277 ECL3/32IS-120/277 EL3/32IS-120/277
<b>MAGNETEK</b>
B3321120/277RH B3321120/277HP
<b>MOTOROLA</b>
M3-IL-T8-GP-A-120/277 M3-IN-T8-A-120/277 M3-IN-T8-D-120/277 M3-IN-T8-GP-A-120/277
ALL COMPATIBLE BALLASTS MAY NOT BE LISTED. *DIMMING CONTROL WIRES ARE NOT AFFECTED BY EM PACK

# FOUR LAMP INSTANT START BALLAST



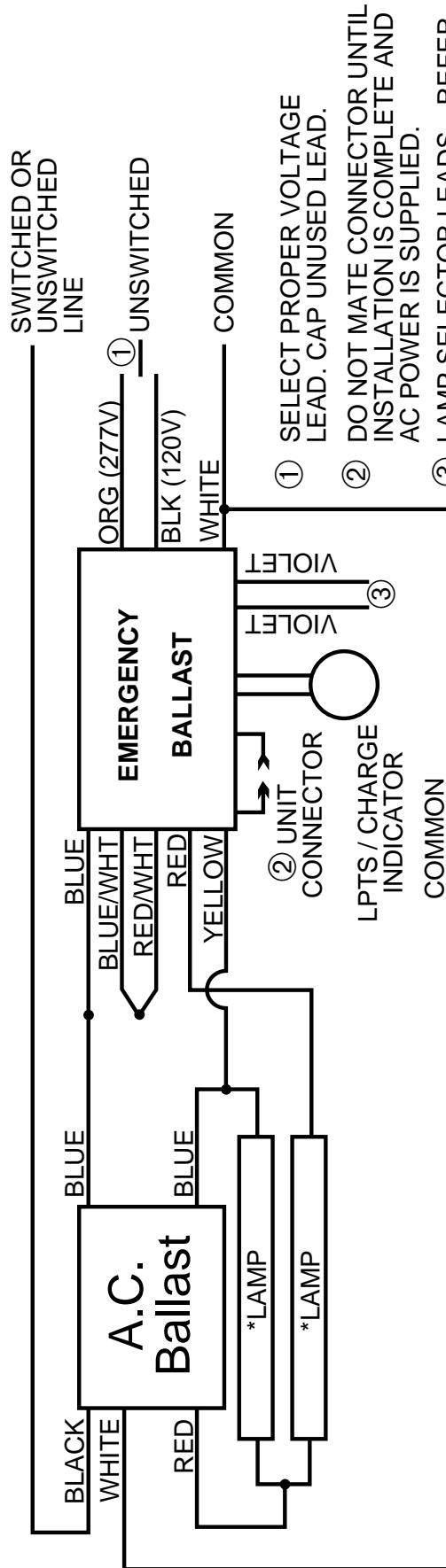
<b>ADVANCE</b>
RCN/VCN-4P32 REL/VEL-4P32-RH-TP REL/VEL-4P32-LW-RH-TP
<b>EBT</b>
SSB2-120/277-4/32 IS LH /-(75%)
<b>GE</b>
G4-IN-T8-120/277
<b>GOLDSTAR</b>
GB 4X32/FL/I/120-277 GB 4X32/FL/I/120L-277L
<b>HOWARD</b>
E4/32IS-120/277 EC4/32IS-120/277
<b>KINGTEC</b>
432K120-IS/277-IS 432K120-75%
<b>MAGNETEK</b>
B4321120/277HP B4321120/277RH
<b>MOTOROLA</b>
M4-IL-T8-GP-A-120/277 M4-IN-T8-A-120/277 M4-IN-T8-D-120/277 M4-IN-T8-GP-A-120/277
ALL COMPATIBLE BALLASTS MAY NOT BE LISTED. *DIMMING CONTROL WIRES ARE NOT AFFECTED BY EM PACK

# TWO LAMP RAPID START BALLAST WITH TWO LAMP EMERGENCY OPERATION



ADVANCE
HM/VM-2SP20-TP
R/V-2P817-TP
R/V-2P825-TP
R/V-2P832-TP
R/V-2P840-TP
R/V-2S40-TP
R/V-2SP30-TP
R/V-2S110-TP
RC/VC-2SP40-TP
RC/VC-2S85-TP
RC-2SP830-TP
RCN/VCN-2S32
RCN/VCN-2S40
REL/VEL-2S40-RH-TP
RM-2S35-TP
RM/VM-2SP30-TP
RL-2SP20-TP
RIC/VIC-2S32
RIC/VIC-2S40-TP
REZ/VEZ-2S32
RK/VK-2S32-TP
RK/VK-2S34-TP
RK/VK-2S40-TP
RK/VK-2S110-TP
RS/VS-2S60-TPS
RS/VS-2S110-TP
RZT/VZT-2S32*
EBT
ECG-120/277-2/32 SR
ECG-120/277-2/40 SR
SSB1-120/277-2/32 LH
SSB1-120/277-2/40 LH /-(75%)/-(MPX)
SSB7-120/277-2/32 LH
GE
G2-RH-T8-1LL-120/277
G2-RL-T8-1LL-120/277
G2-RN-T8-10C-120/277
G2-RN-T8-1LL-120/277
G2-RN-T12-1LL-120/277
GOLDSTAR
GB 2X32/FL/R/VHP
KINGTEC
232K120/277
232K120-75%
232K2120
240K120/277
LUTRON
ECO T832-120/277-2*
FDB 4827-120/277-2*
MOTOROLA
M2-RH-T8-1LL-B-120/277
M2-RL-T8-1LL-A-120/277
M2-RN-T12-1LL-B-120/277
M2-RN-T8-10C-B-120/277
M2-RN-T8-1LL-D-120/277
ALL COMPATIBLE BALLASTS MAY NOT BE LISTED. *DIMMING CONTROL WIRES ARE NOT AFFECTED BY EM PACK

## TWO LAMP INSTANT START BALLAST WITH TWO LAMP EMERGENCY OPERATION

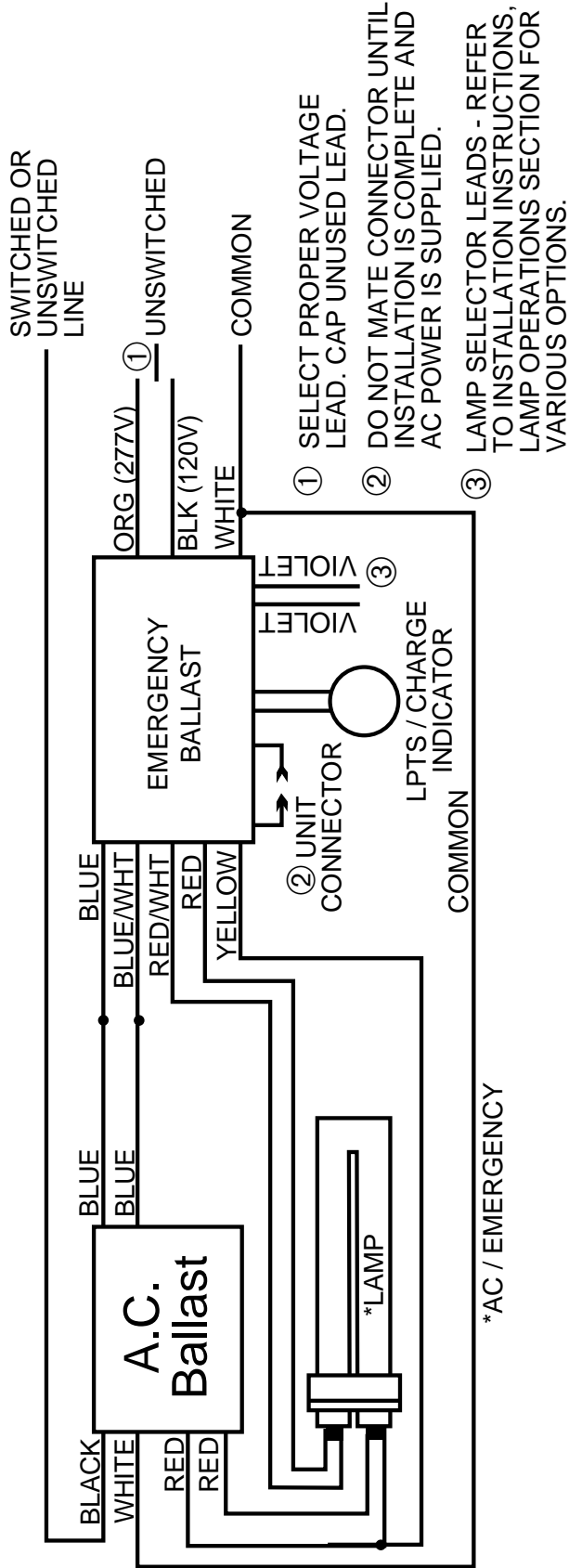


<b>ADVANCE</b>
RCN/VCN-2P32 REL/VEL-2P17-RH-TP REL/VEL-2P32-LW-RH-TP REL/VEL-2P32-RH-TP REL/VEL-2P32-SC
<b>EBT</b>
ECG-120/277-2/32 PI SSB2-120/277-2/17 IS LH SSB2-120/277-2/32 IS LH SSB2-120/277-2/32 IS MPX LH
<b>GE</b>
G2-IN-T8-120/277
<b>GOLDSTAR</b>
GB 2x32/FL/I/120-277 GB 2x32/FL/I/120L-277L GB 2x32/FL/I/120HBF-277HBF
<b>HOWARD</b>
E2/32IS-120/277 EC2/32IS-120/277
<b>KINGTEK</b>
232K120-IS/277-IS
<b>MAGNETEK</b>
B232I120/277HP B232I120/277RH
<b>MOTOROLA</b>
M2-IL-T8-GP-D-120/277 M2-IN-T8-D-120/277 M2-IN-T8-1LL-D-120/277 M2-IN-T8-GP-D-120/277
ALL COMPATIBLE BALLASTS MAY NOT BE LISTED. *DIMMING CONTROL WIRES ARE NOT AFFECTED BY EM PACK



1BXLR5B

## ONE BIAX LAMP RAPID START BALLAST



### ADVANCE

R/V-1BP27-TP  
 R/V-1BP39-TP  
 R/V-1BP40-TP

### EBT

SSB1-120/277-1/50 TT LH

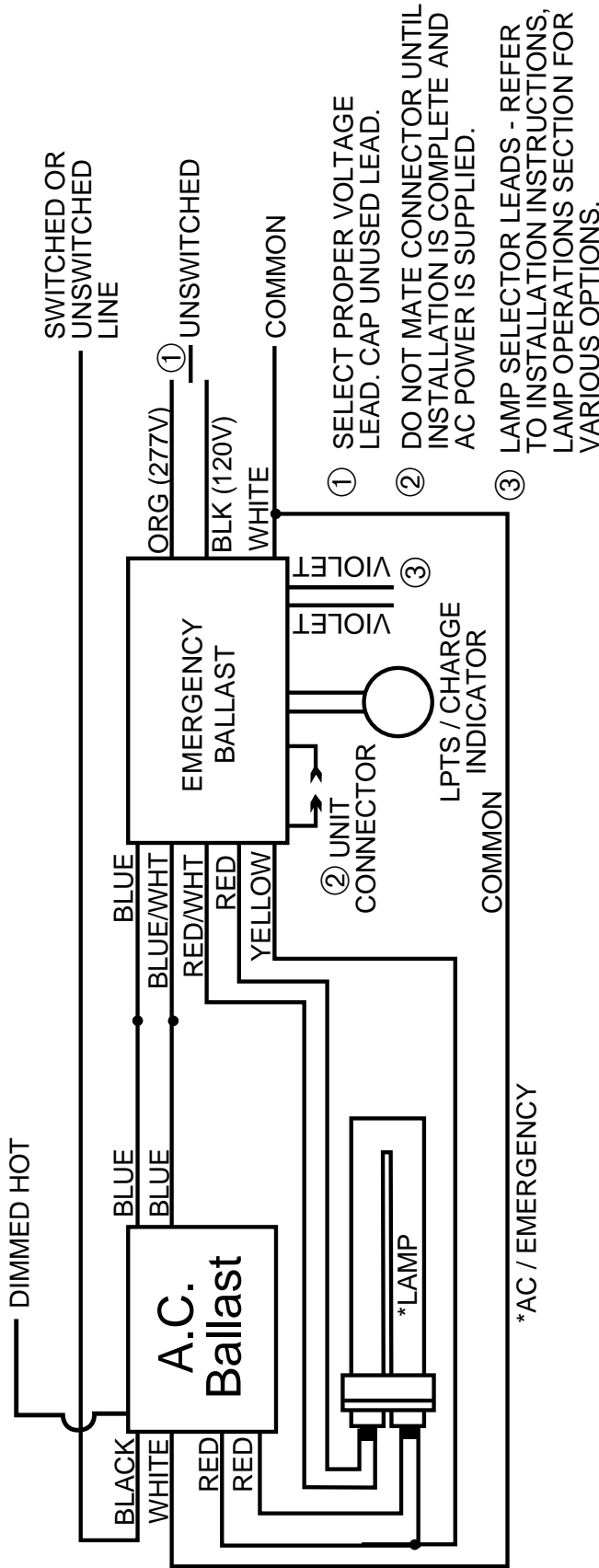
### MOTOROLA

M1-RL-T8-1LL-A-120/277  
 M1-RL-T8-050-D-120  
 M1-RN-T12-1LL-B-120/277  
 M1-RN-T8-10C-B-120/277  
 M1-RN-T8-1LL-D-120/277  
 M1-RN-T8-HO-A-120/277  
 M1-RV-T8-001-B-120

ALL COMPATIBLE BALLASTS MAY NOT BE LISTED.  
 \*DIMMING CONTROL WIRES ARE NOT AFFECTED BY EM PACK

1BXLRSB\_DM\_80

# ONE BIAx LAMP RAPID START BALLAST WITH DIMMING CONTROL



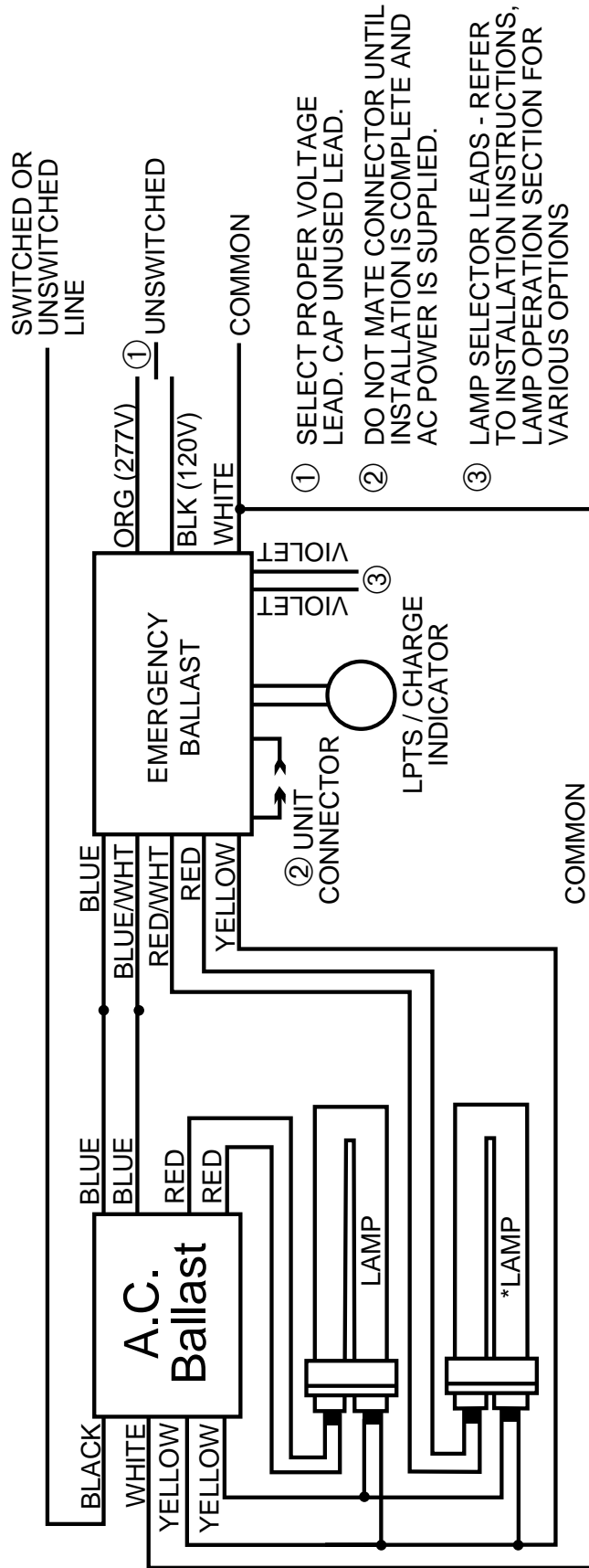
LUTRON

ECO-T540-120/277-1

ALL COMPATIBLE BALLASTS MAY NOT BE LISTED.  
\*DIMMING CONTROL WIRES ARE NOT AFFECTED BY EM PACK

2BXLRSB\_80

## TWO BIAX LAMP RAPID START BALLAST



\*AC / EMERGENCY

### ADVANCE

R/V-2BS27-TP  
R/V-2BS39-TP  
R/V-2BS40-TP

### EBT

SSB1-120/277-2/39 TT LH  
SSB1-120/277-2/40 TT LH /-(75%)  
SSB1-120/277-2/50 TT LH

### GE

G2-RN-T5/40-ILL-120/277

### LUTRON

ECO-T540-120/277-2

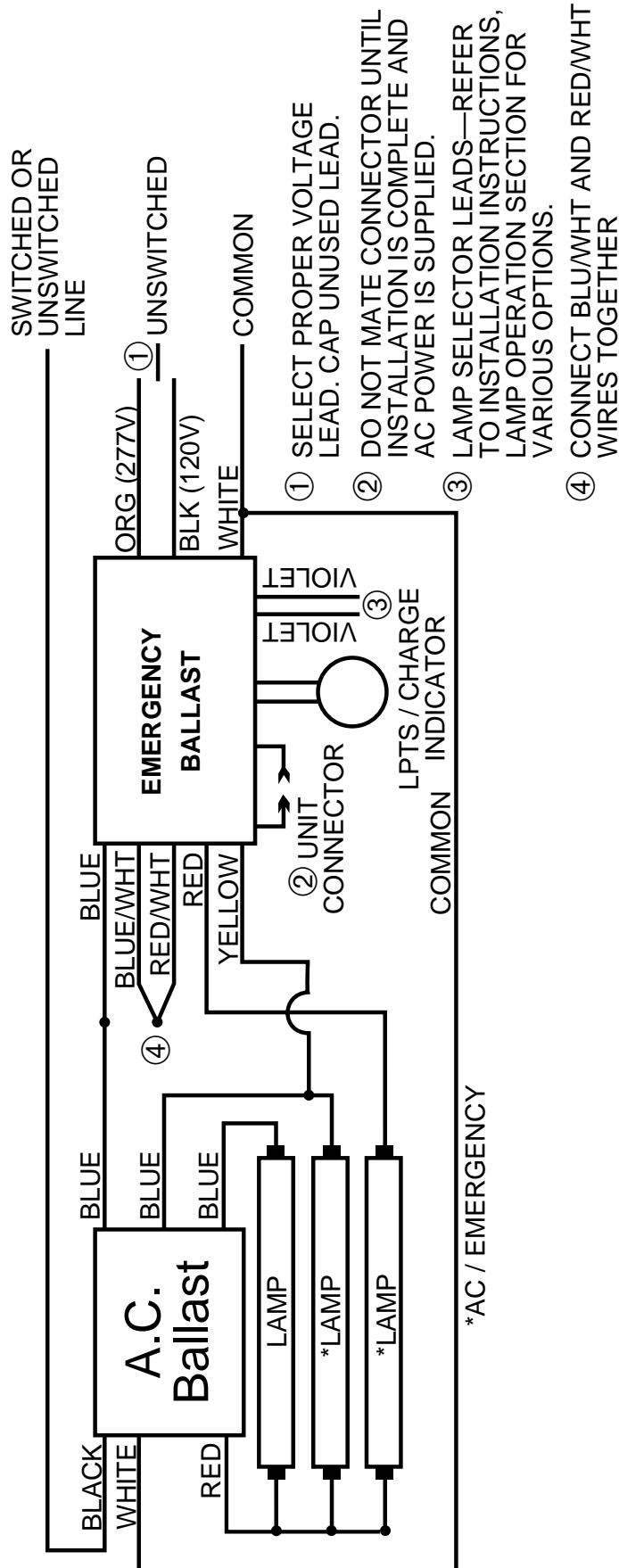
### MOTOROLA

M2-RH-T8-1LL-B-120/277  
M2-RL-T8-1LL-A-120/277  
M2-RN-T12-1LL-B-120/277  
M2-RN-T5/40-1LL-B-120/277  
M2-RN-T8-10C-B-120/277  
M2-RN-T8-1LL-D-120/277

ALL COMPATIBLE BALLASTS MAY NOT BE LISTED.  
\*DIMMING CONTROL WIRES ARE NOT AFFECTED BY EM PACK

3LISB\_2LEO\_80

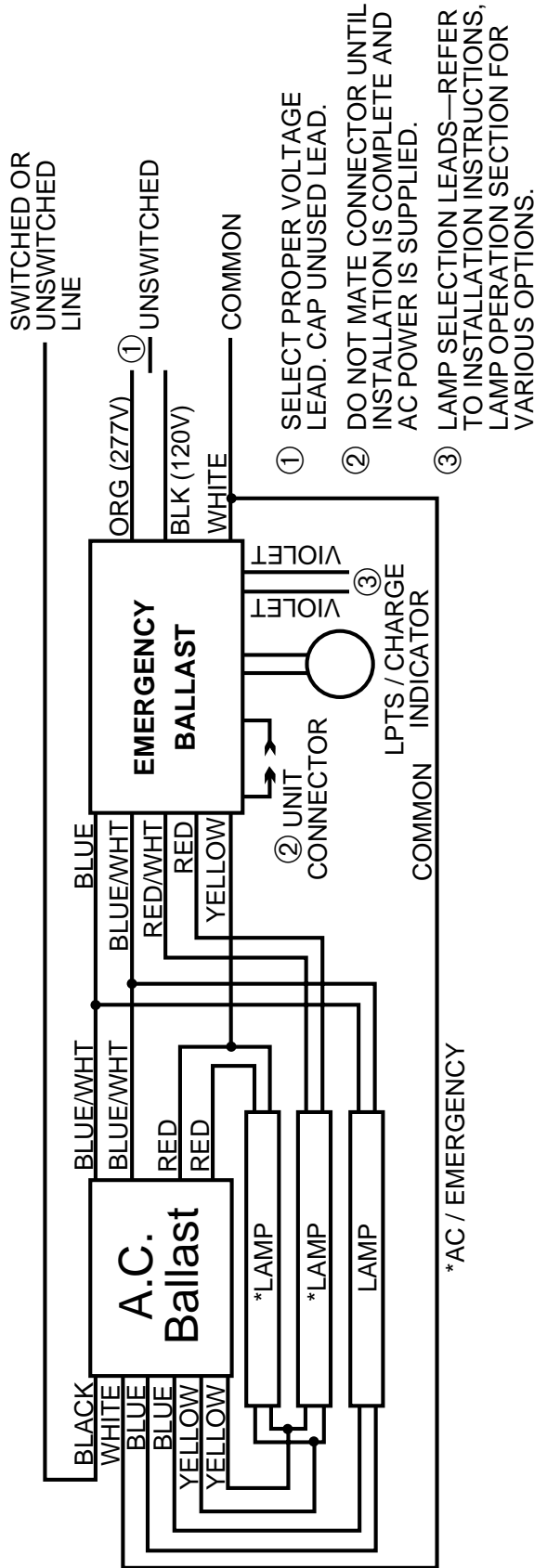
## THREE LAMP INSTANT START BALLAST WITH TWO LAMP EMERGENCY OPERATION



<b>ADVANCE</b>
RCN/VCN-3P32 REL/VEL 3P32-RH-TP REL/VEL-3P32-RH-TP
<b>EBT</b>
SSB2-120/277-3/32 IS LH
<b>GE</b>
G3-IN-T8-120/277
<b>GOLDSTAR</b>
GB 3x32/FL/I/120-277 GB 3x32/FL/I/120L-277
<b>HOWARD</b>
E3/32IS-120/277 EC3/32IS-120/277 ECL3/32IS-120/277 EL3/32IS-120/277
<b>MAGNETEK</b>
B3321120/277RH B3321120/277HP
<b>MOTOROLA</b>
M3-IL-T8-GP-A-120/277 M3-IN-T8-A-120/277 M3-IN-T8-D-120/277 M3-IN-T8-GP-A-120/277

ALL COMPATIBLE BALLASTS MAY NOT BE LISTED.  
\*DIMMING CONTROL WIRES ARE NOT AFFECTED BY EM PACK

## THREE LAMP RAPID START BALLAST WITH TWO LAMP EMERGENCY OPERATION



### ADVANCE

R/V-3S34-TP  
RCN/VCN-3S32  
RCN/VCN-3S40  
REL/VEL-3S40-RH-TP  
RIC/MIC-3S32-TP  
RIC/MIC-3S40-TP  
RK/VK-3S34-TP  
RL-3SP20-TP  
RZT/VZT-3S32\*  
REZ/VEZ-3S32\*

### EBT

SSB1-120/277-3/32 LH  
SSB1-120/277-3/40 LH

### GE

G3-RL-T8-1LL-120/277  
G3-RN-T8-10C-120/277  
G3-RN-T8-1LL-120/277  
G3-RN-T12-1LL-120/277

### LUTRON

ECO-T832-120/277-3\*  
FDB-4827-120/277-3\*

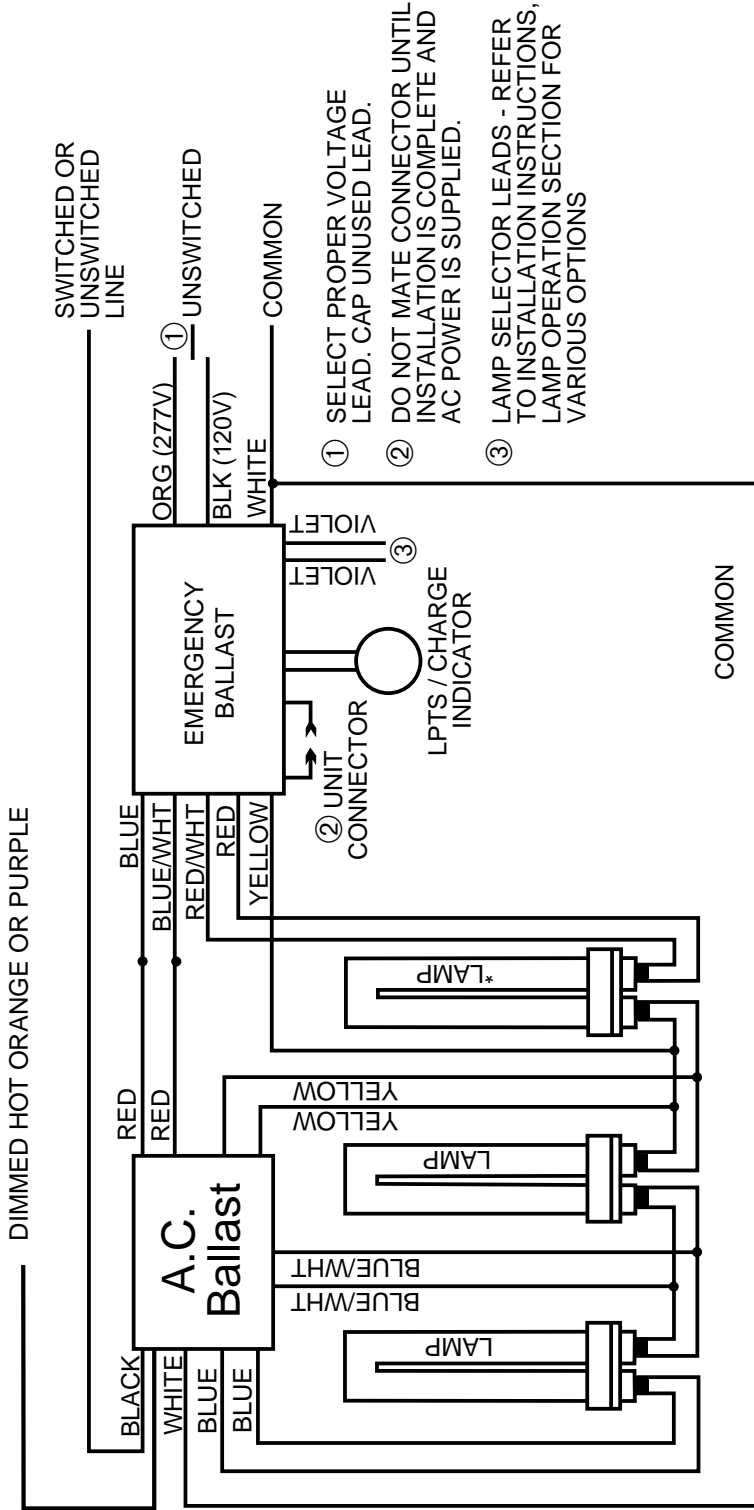
### MOTOROLA

M3-RL-T8-1LL-A-120/277  
M3-RN-T12-1LL-B-120/277  
M3-RN-T8-1LL-A-120/277

ALL COMPATIBLE BALLASTS MAY NOT BE LISTED.  
\*DIMMING CONTROL WIRES ARE NOT AFFECTED BY EM PACK

3BXLRSB\_DM\_80

## THREE BIAX RAPID START BALLAST WITH DIMMING CONTROL



- ① SELECT PROPER VOLTAGE LEAD. CAP UNUSED LEAD.
- ② DO NOT MATE CONNECTOR UNTIL INSTALLATION IS COMPLETE AND AC POWER IS SUPPLIED.
- ③ LAMP SELECTOR LEADS - REFER TO INSTALLATION INSTRUCTIONS, LAMP OPERATION SECTION FOR VARIOUS OPTIONS

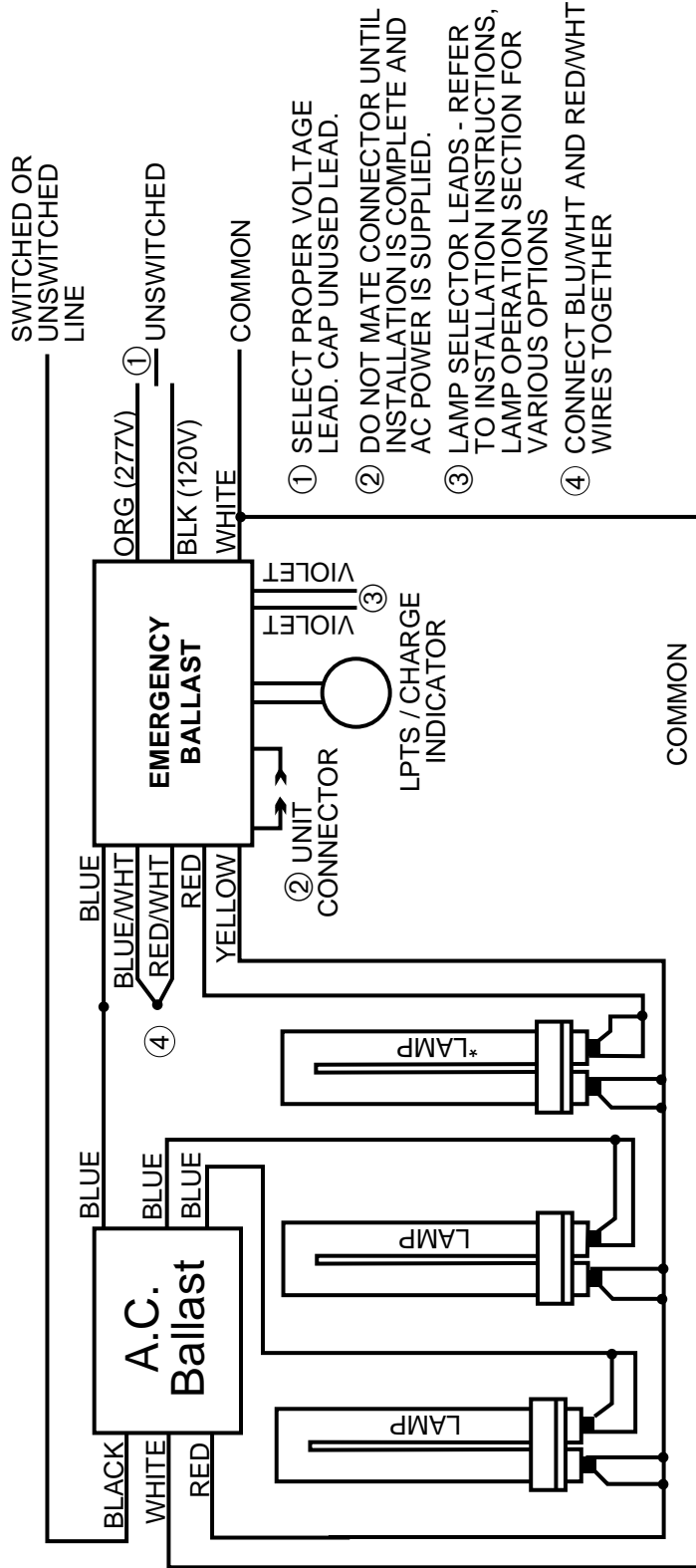
\*AC / EMERGENCY

<b>EBT</b>
SSB1-120/277-3/39 TT LH
<b>LUTRON</b>
ECO-T540-120/277-3

ALL COMPATIBLE BALLASTS MAY NOT BE LISTED.  
 \*DIMMING CONTROL WIRES ARE NOT AFFECTED BY EM PACK

3LBXIN\_80

## THREE LAMP BIAx INSTANT START



\*AC / EMERGENCY

### EBT

SSB2-120/277-3/40 IS TT LH

### MAGNETEK

C340I120/277RH

### MOTOROLA

M3-IL-T8-GP-A-120/277

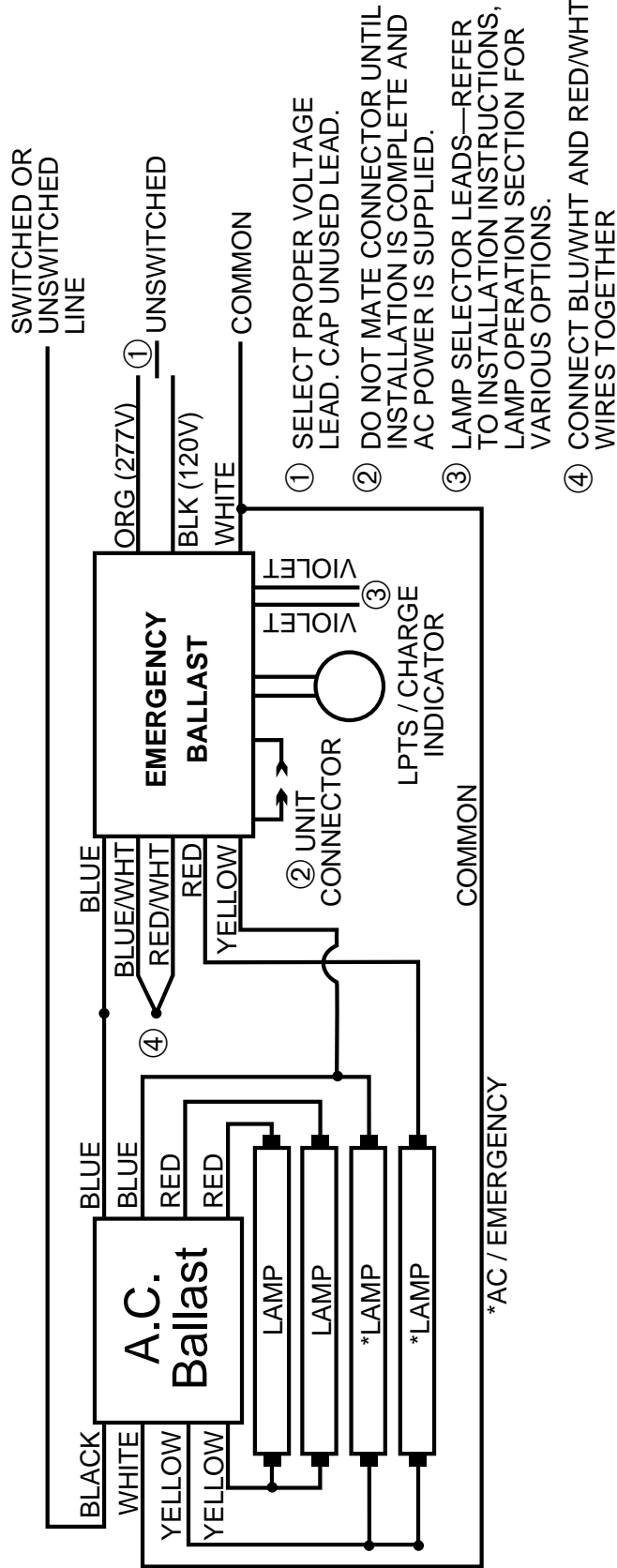
M3-IN-T8-A-120/277

M3-IN-T8-D-120/277

M3-IN-T8-GP-A-120/277

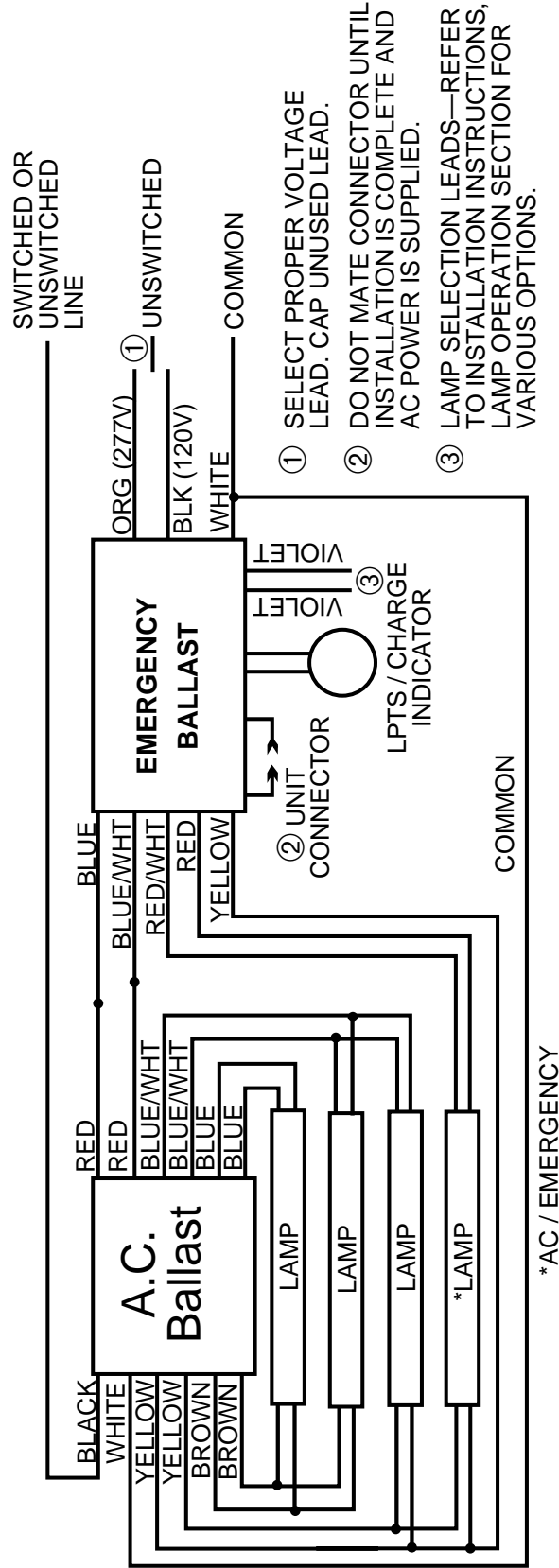
ALL COMPATIBLE BALLASTS MAY NOT BE LISTED.  
\*DIMMING CONTROL WIRES ARE NOT AFFECTED BY EM PACK

## FOUR LAMP INSTANT START BALLAST WITH TWO LAMP EMERGENCY OPERATION



<b>ADVANCE</b>
RCN/VCN-4P32 REL/VEL-4P32-RH-TP REL/VEL-4P32-LW-RH-TP
<b>EBT</b>
SSB2-120/277-4/32 IS LH /-(75%)
<b>GE</b>
G4-IN-T8-120/277
<b>GOLDSTAR</b>
GB 4x32/FL/I/120-277 GB 4x32/FL/I/120L-277L
<b>HOWARD</b>
E4/32IS-120/277 EC4/32IS-120/277
<b>KINGTEC</b>
432K120-IS/277-IS 432K120-75%
<b>MAGNETEK</b>
B4321120/277HP B4321120/277RH
<b>MOTOROLA</b>
M4-IL-T8-GP-A-120/277 M4-IN-T8-A-120/277 M4-IN-T8-D-120/277 M4-IN-T8-GP-A-120/277
ALL COMPATIBLE BALLASTS MAY NOT BE LISTED. *DIMMING CONTROL WIRES ARE NOT AFFECTED BY EM PACK

## FOUR LAMP RAPID START BALLAST



### ADVANCE

RC-4S60-TP  
RC-4S85-TP  
VCN-4S32-SC

### GE

G4-RL-T8-1LL-120/277  
G4-RN-T8-10C-120/277  
G4-RN-T8-1LL-120/277

### MOTOROLA

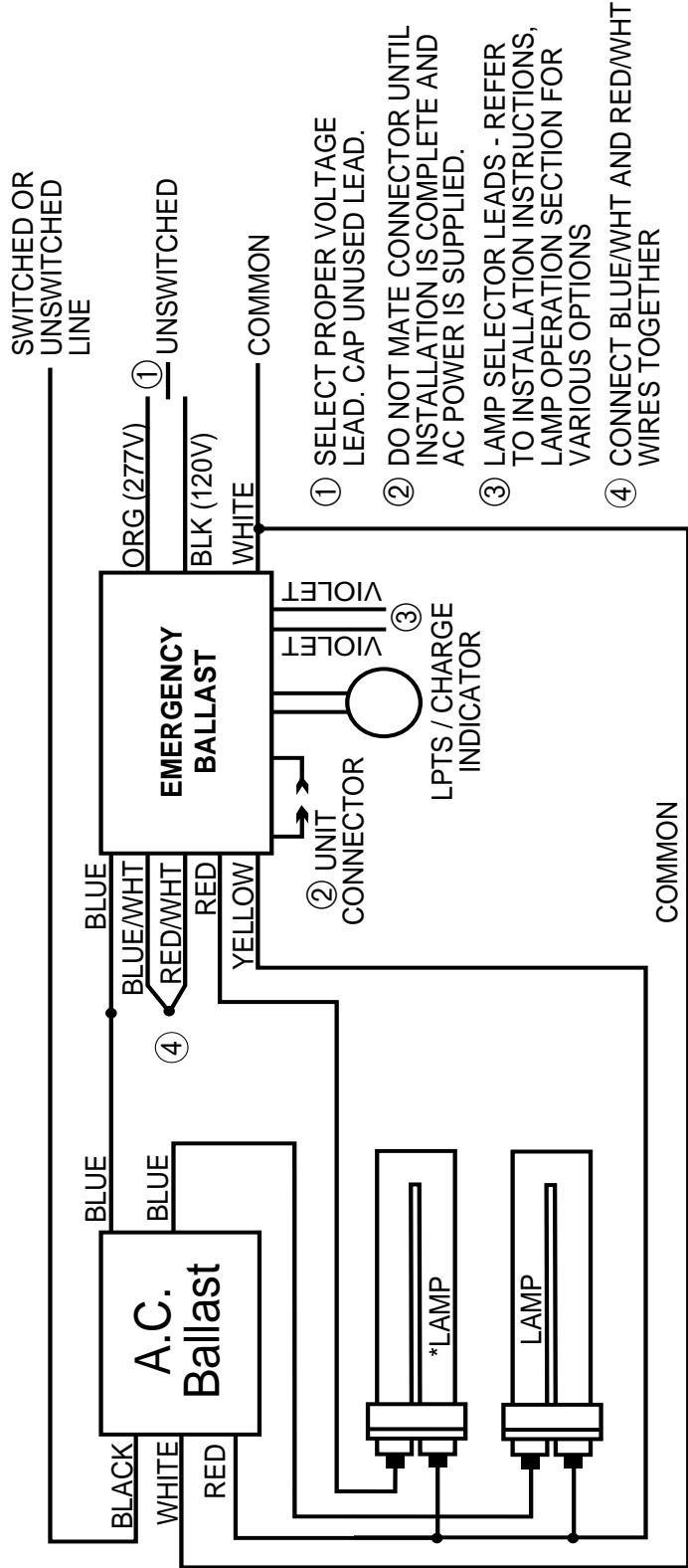
M4-RL-T8-1LL-A-120/277  
M4-RL-T8-1LL-B-120/277  
M4-RN-T8-1LL-A-120/277  
M4-RN-T8-1LL-B-120/277

ALL COMPATIBLE BALLASTS MAY NOT BE LISTED.  
\*DIMMING CONTROL WIRES ARE NOT AFFECTED BY EM PACK



2LISBX\_80

## TWO BIAX LAMP INSTANT START BALLAST



- ① SELECT PROPER VOLTAGE LEAD. CAP UNUSED LEAD.
- ② DO NOT MATE CONNECTOR UNTIL INSTALLATION IS COMPLETE AND AC POWER IS SUPPLIED.
- ③ LAMP SELECTOR LEADS - REFER TO INSTALLATION INSTRUCTIONS, LAMP OPERATION SECTION FOR VARIOUS OPTIONS
- ④ CONNECT BLUE/WHT AND RED/WHT WIRES TOGETHER

### MAGNETEK

B232I120/277HP  
B232I120/277RH

### MOTOROLA


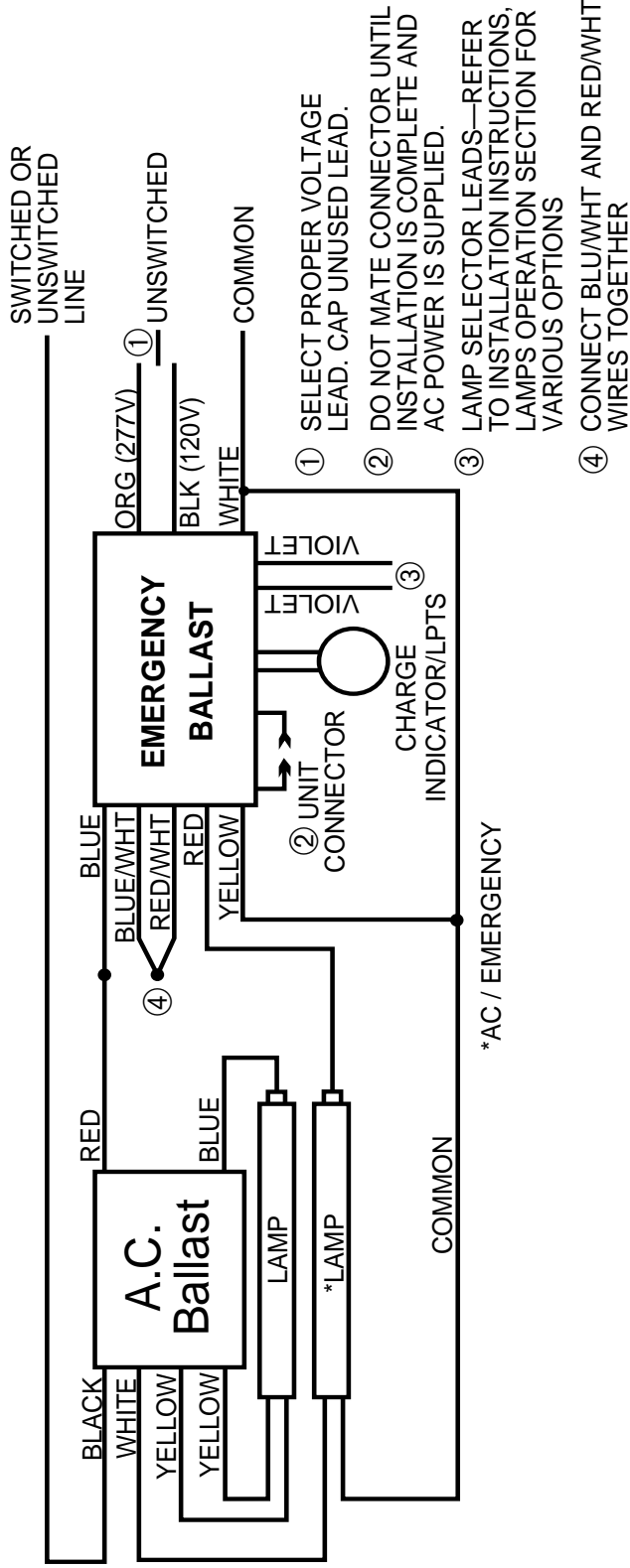
M2-IL-T8-GP-D-120/277  
M2-IN-T8-D-120/277  
M2-IN-T8-1LL-D-120/277  
M2-IN-T8-8FT-A-120/277  
M2-IN-T8-8GP-A-120/277  
M2-IN-T8-GP-D-120/277

### SYLVANIA


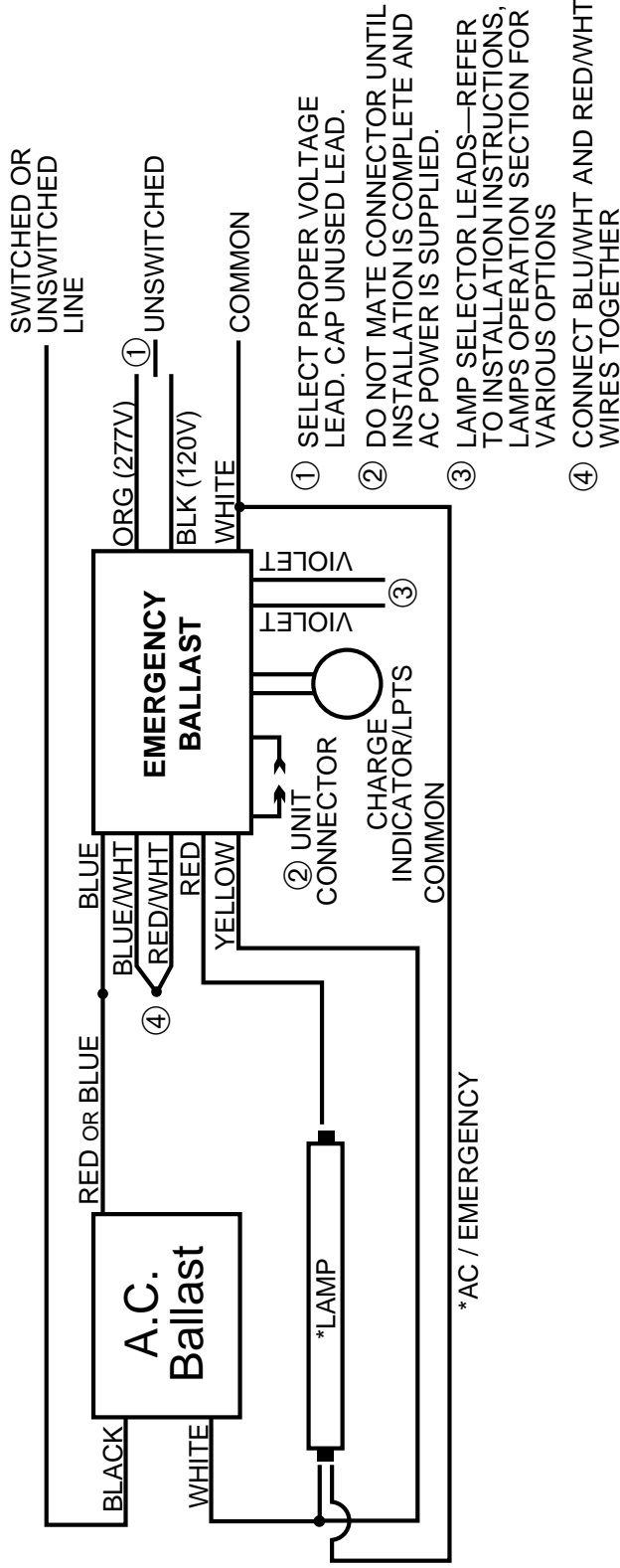
QT2X40/120DL

ALL COMPATIBLE BALLASTS MAY NOT BE LISTED.  
\*DIMMING CONTROL WIRES ARE NOT AFFECTED BY EM PACK

# TWO LAMP BALLAST

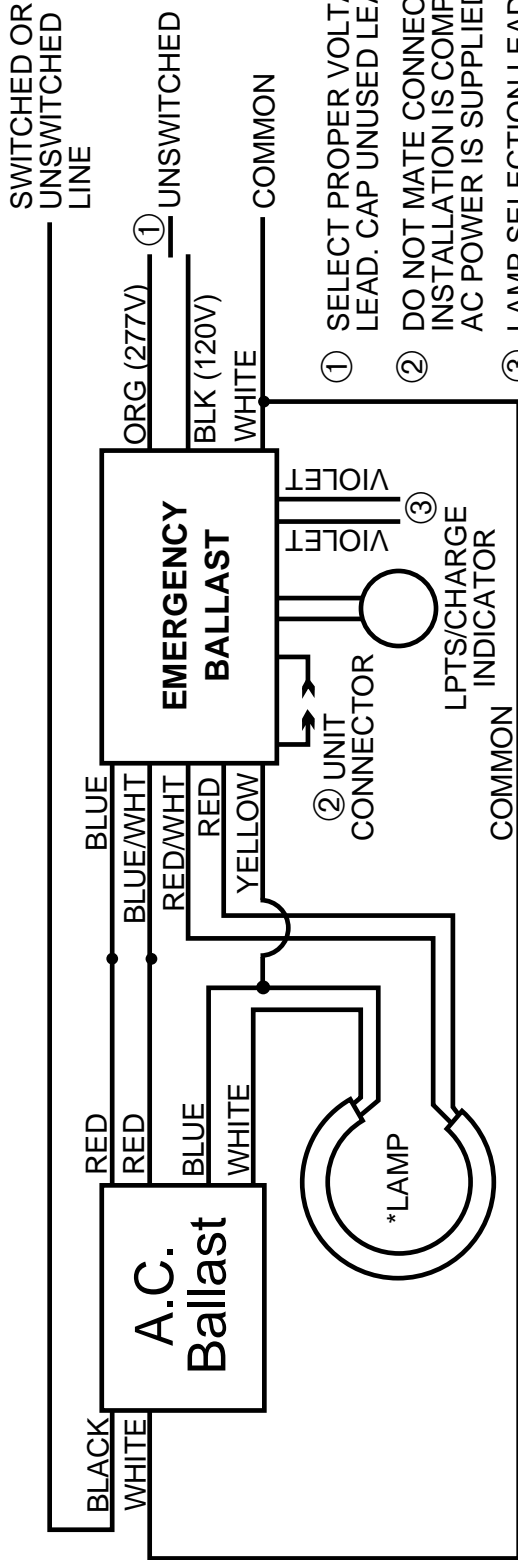


ONE LAMP MAGNETIC BALLAST



1LCRSB\_80

## ONE LAMP CIRCLINE RAPID START BALLAST



\*AC / EMERGENCY

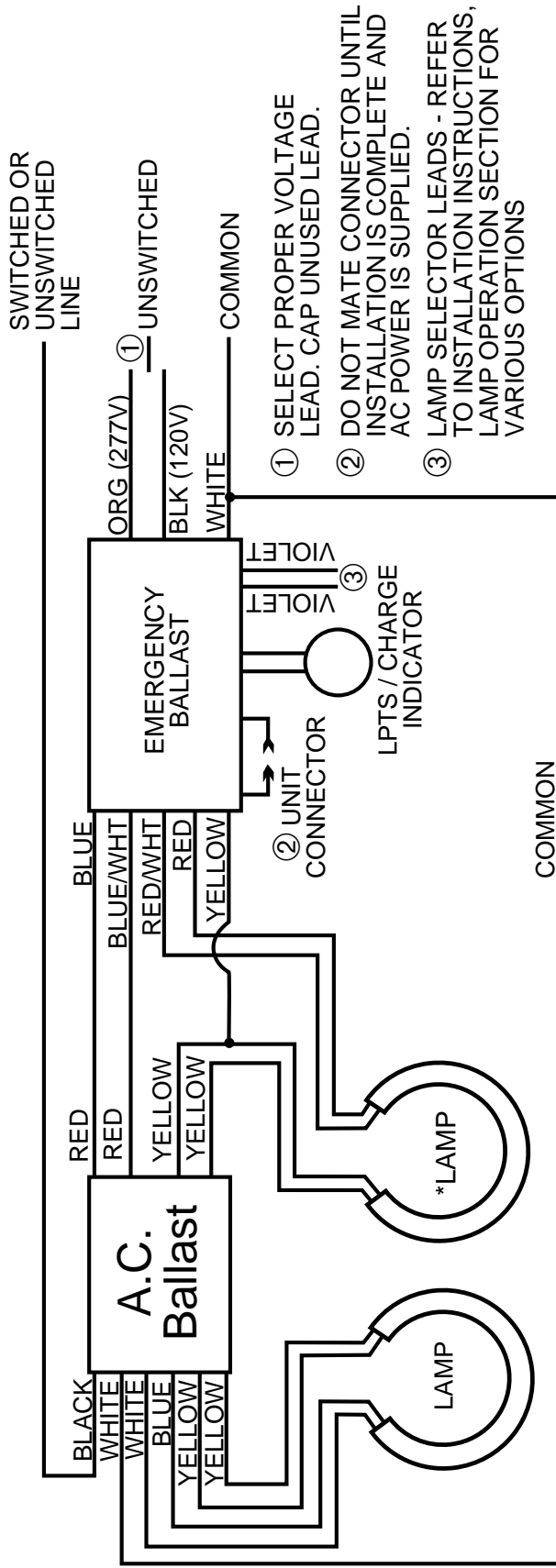
### ADVANCE

RLCS-140-TP  
RLQS-122-TP

ALL COMPATIBLE BALLASTS MAY NOT BE LISTED.  
\*DIMMING CONTROL WIRES ARE NOT AFFECTED BY EM PACK


3LR5B\_80

# TWO LAMP CIRCLINE RAPID START BALLAST



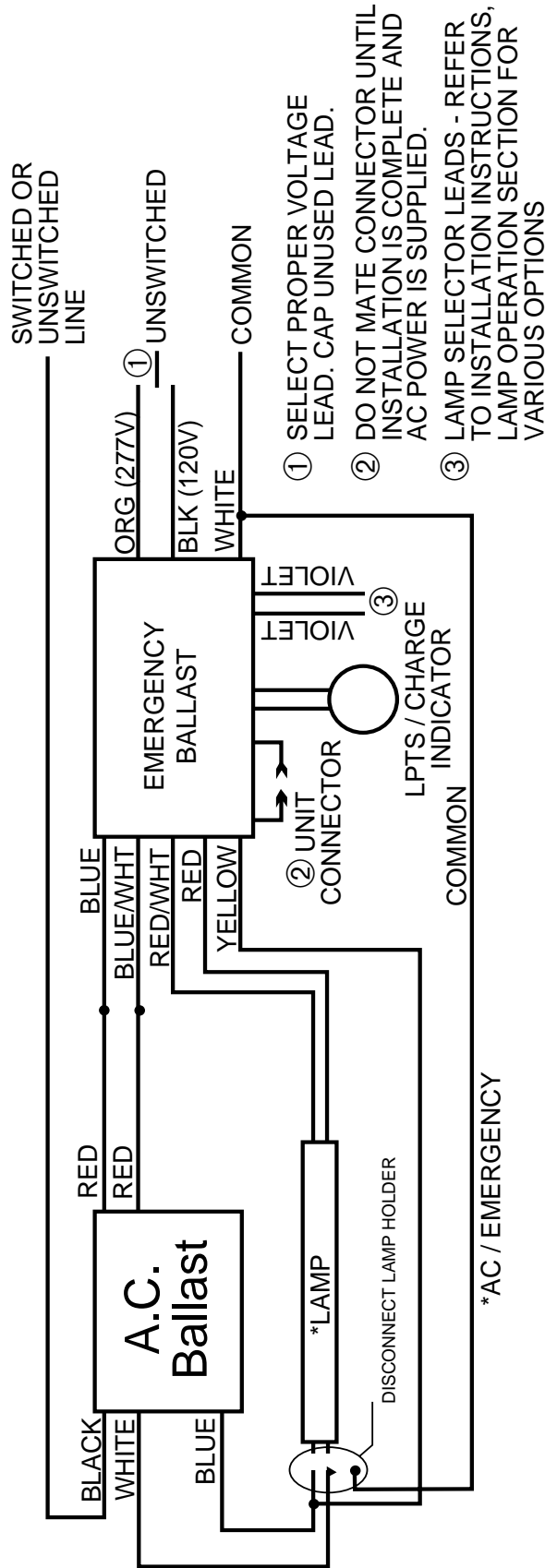
- ① SELECT PROPER VOLTAGE LEAD. CAP UNUSED LEAD.
- ② DO NOT MATE CONNECTOR UNTIL INSTALLATION IS COMPLETE AND AC POWER IS SUPPLIED.
- ③ LAMP SELECTOR LEADS - REFER TO INSTALLATION INSTRUCTIONS, LAMP OPERATION SECTION FOR VARIOUS OPTIONS

\*AC / EMERGENCY



1LLAG\_80

## ONE LAMP LAG BALLAST



ADVANCE


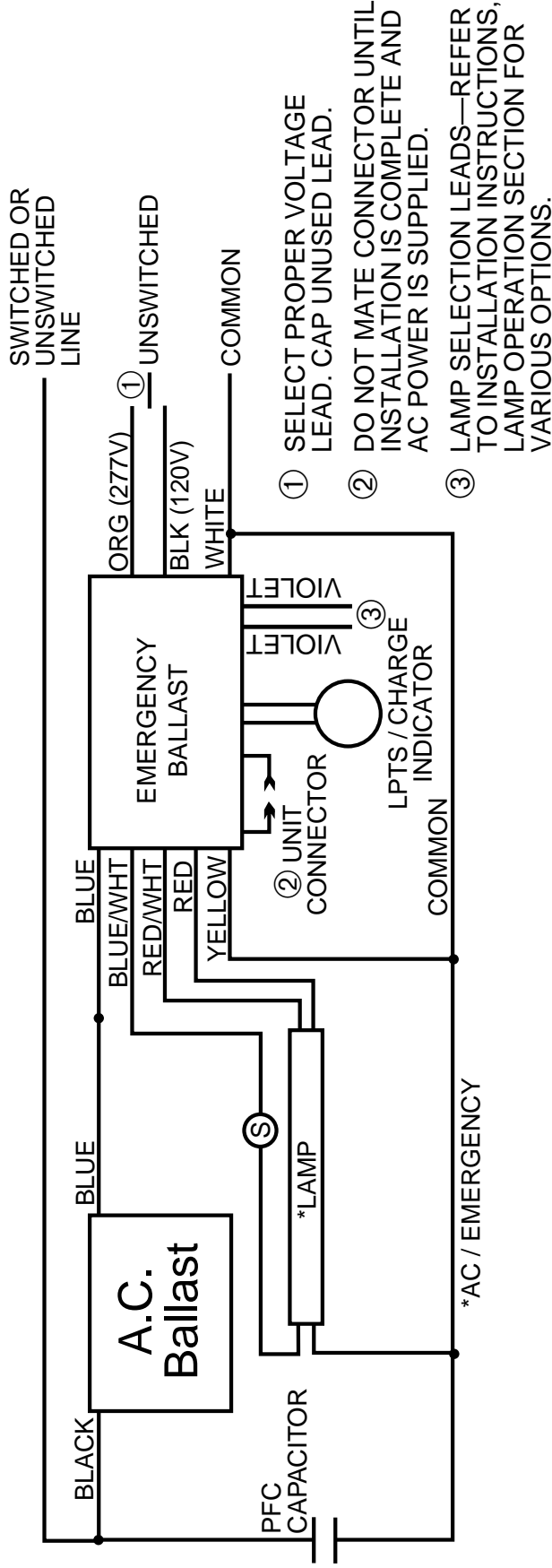
RL-140-TP

MAGNETEK

543-B


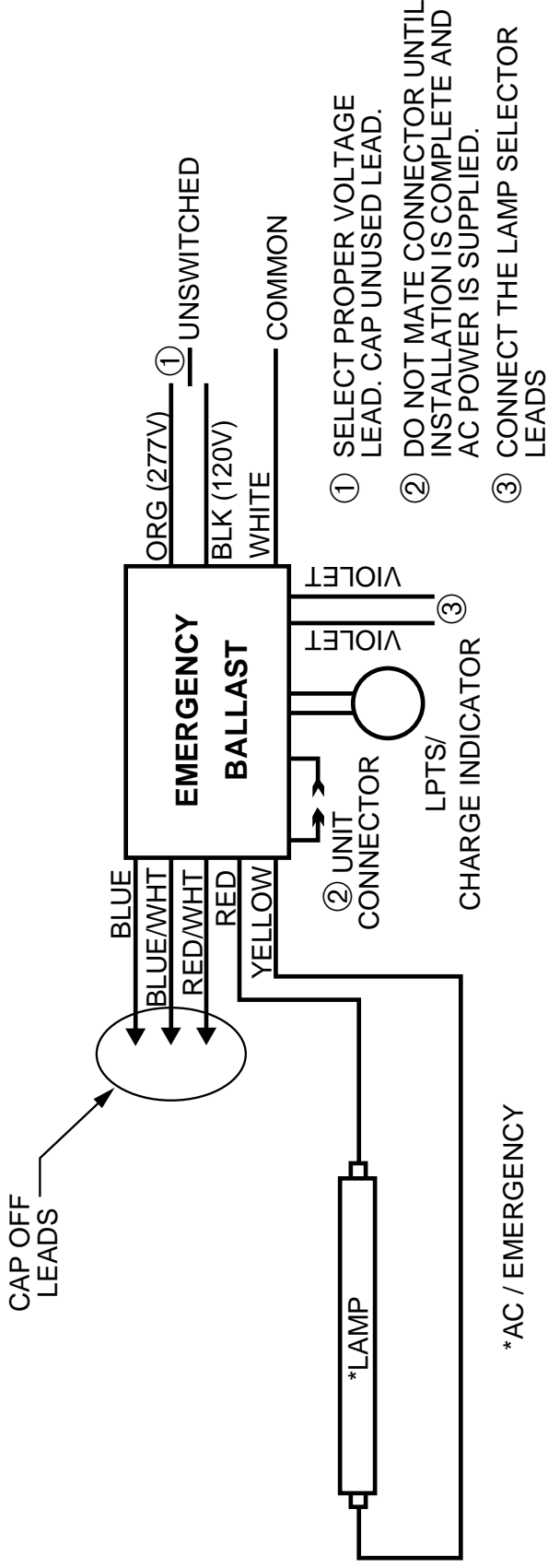
ALL COMPATIBLE BALLASTS MAY NOT BE LISTED.  
 \*DIMMING CONTROL WIRES ARE NOT AFFECTED BY EM PACK

# ONE LAMP PRE-HEAT START BALLAST




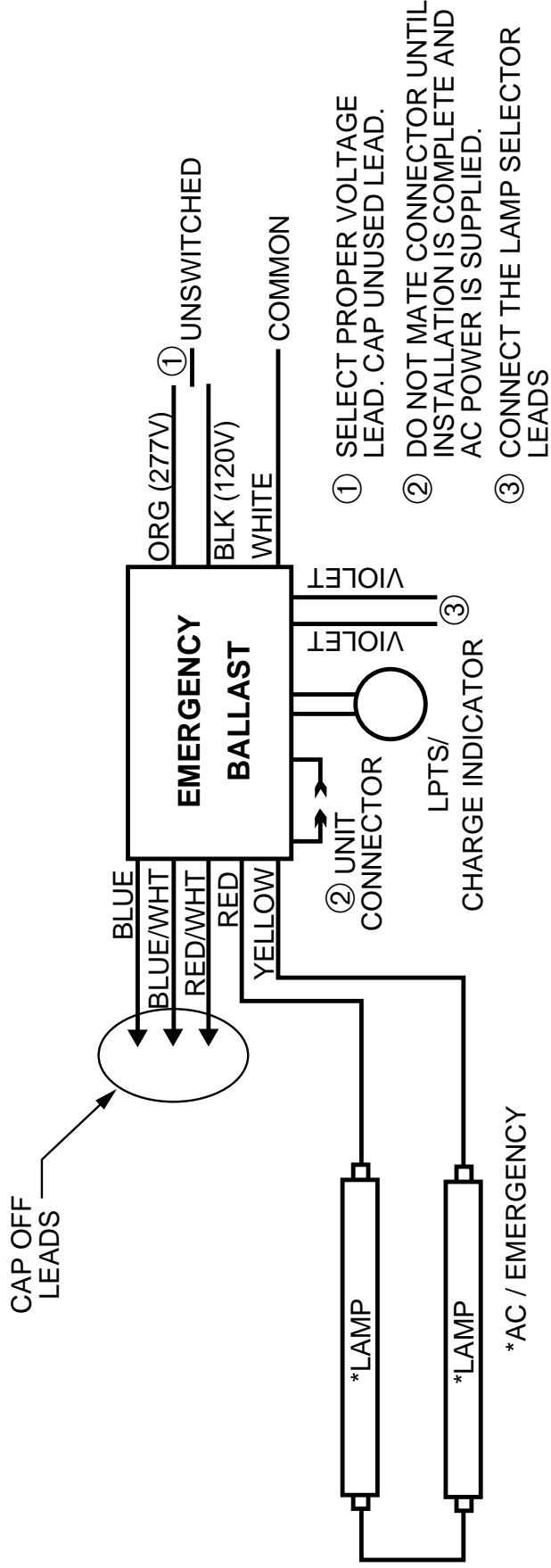
1LEO\_80

# ONE LAMP EMERGENCY ONLY

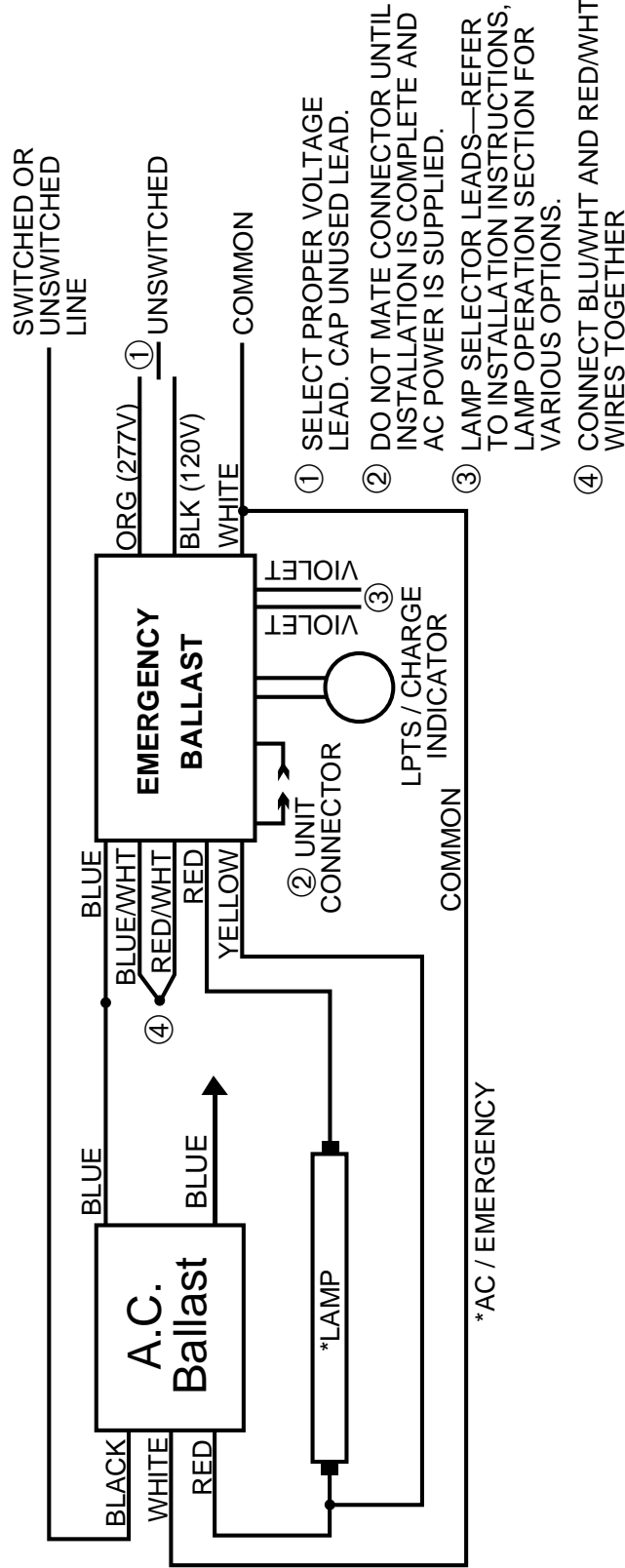


2LEO\_80

# TWO LAMP EMERGENCY ONLY



# ONE LAMP TRIAD BALLAST



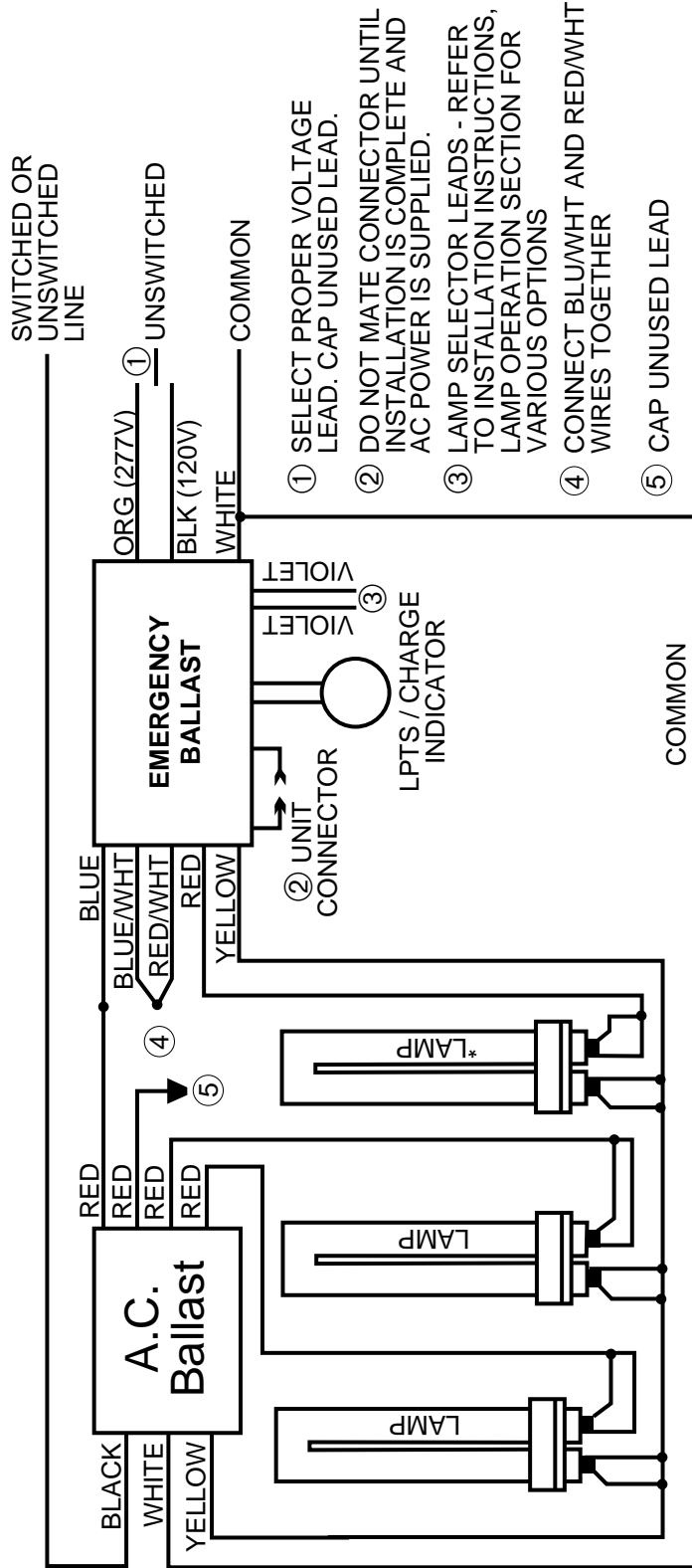
**TRIAD**

B240I 120/277

ALL COMPATIBLE BALLASTS MAY NOT BE LISTED.  
\*DIMMING CONTROL WIRES ARE NOT AFFECTED BY EM PACK

FWB\_80

## FULHAM WORKHORSE BALLAST



- ① SELECT PROPER VOLTAGE LEAD. CAP UNUSED LEAD.
- ② DO NOT MATE CONNECTOR UNTIL INSTALLATION IS COMPLETE AND AC POWER IS SUPPLIED.
- ③ LAMP SELECTOR LEADS - REFER TO INSTALLATION INSTRUCTIONS, LAMP OPERATION SECTION FOR VARIOUS OPTIONS
- ④ CONNECT BLU/WHT AND RED/WHT WIRES TOGETHER
- ⑤ CAP UNUSED LEAD

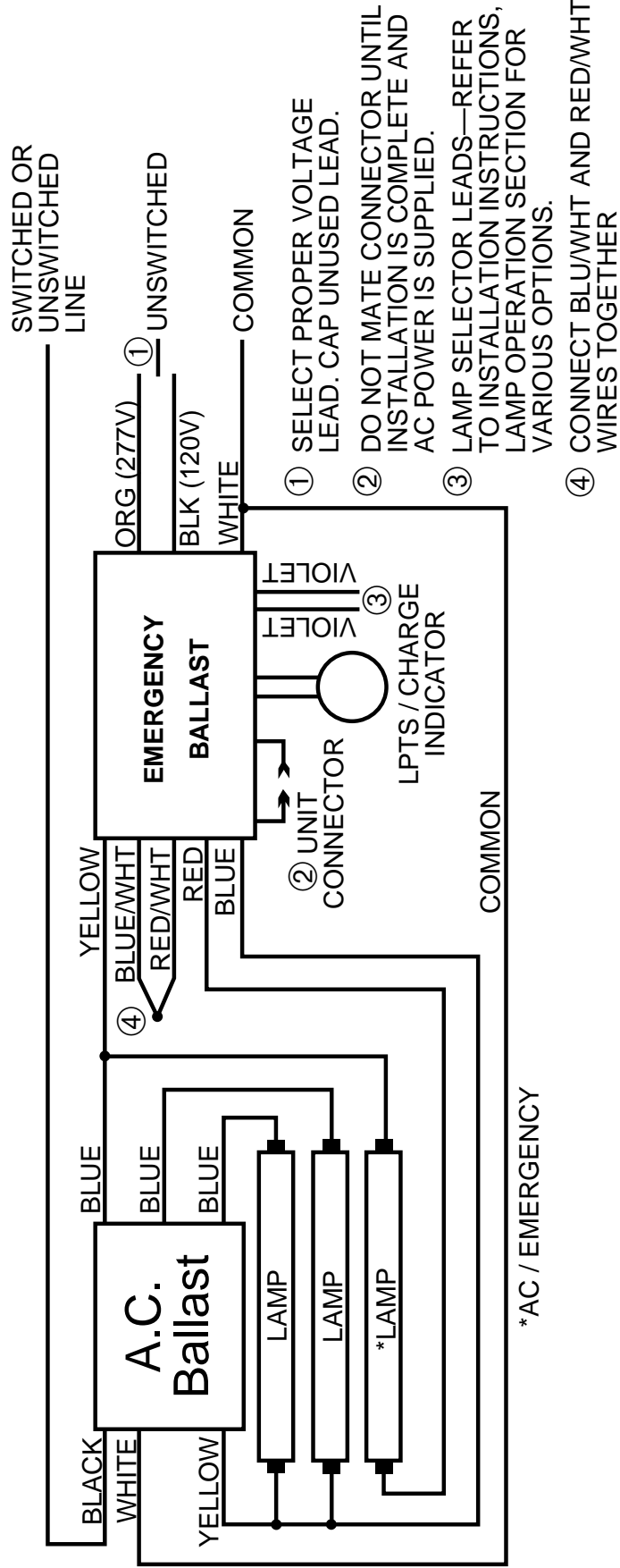
\*AC / EMERGENCY

FULLHAM	
WH4-120-L	
WH4-277-L	
WH5-120-L	
WH5-277-L	
WH6-120-L	
WH6-277-L	

ALL COMPATIBLE BALLASTS MAY NOT BE LISTED.  
\*DIMMING CONTROL WIRES ARE NOT AFFECTED BY EM PACK

3LISB2\_80

# THREE LAMP INSTANT START BALLAST


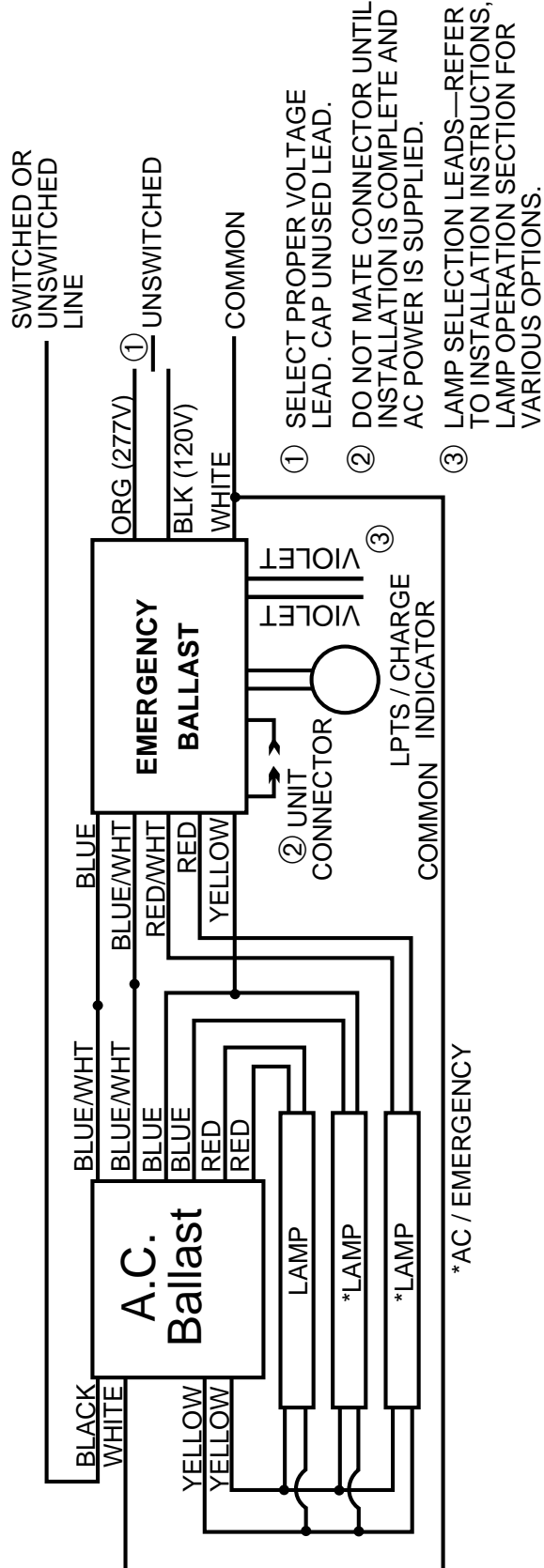


**ADVANCE**


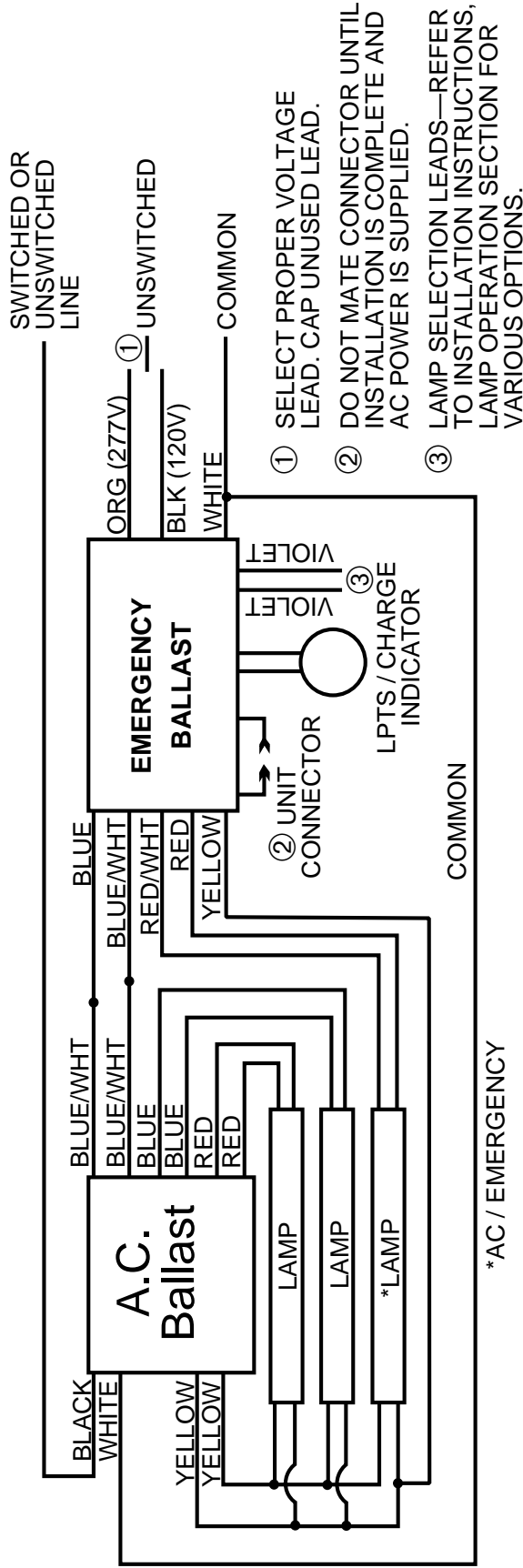
VCN 3P32

ALL COMPATIBLE BALLASTS MAY NOT BE LISTED.  
 \*DIMMING CONTROL WIRES ARE NOT AFFECTED BY EM PACK

# THREE LAMP RAPID START BALLAST WITH TWO LAMP EMERGENCY OPERATION

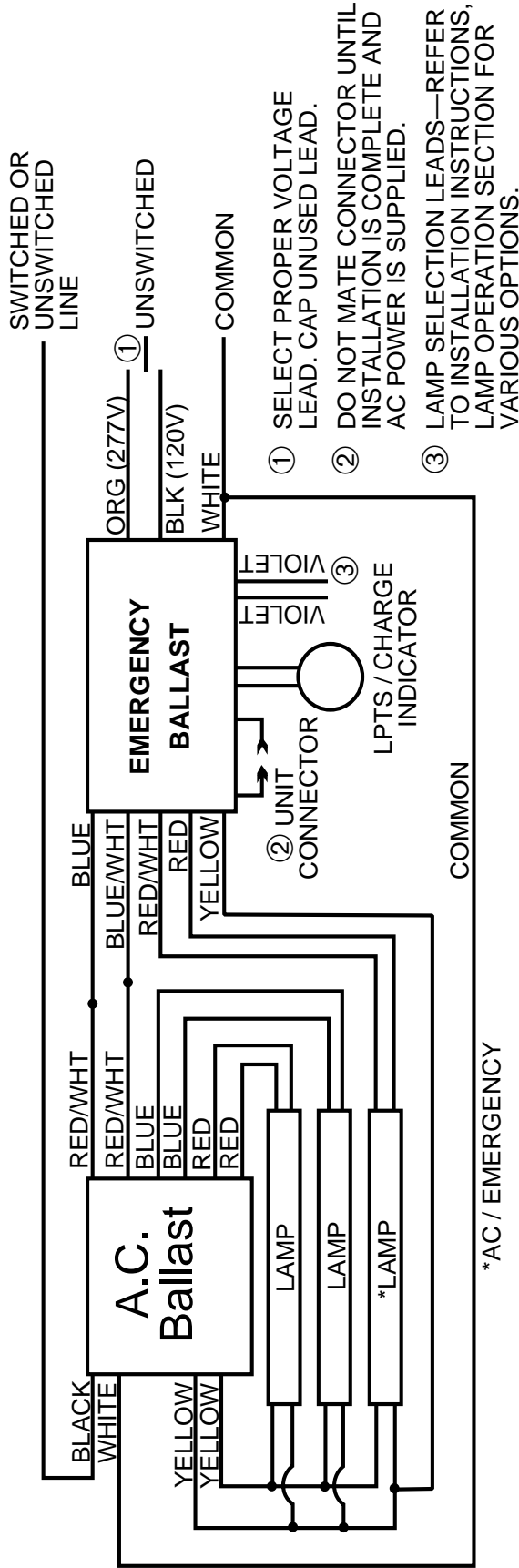


# THREE LAMP RAPID START BALLAST



3LRSB3\_80

# THREE LAMP RAPID START BALLAST



**MAGNETEK**

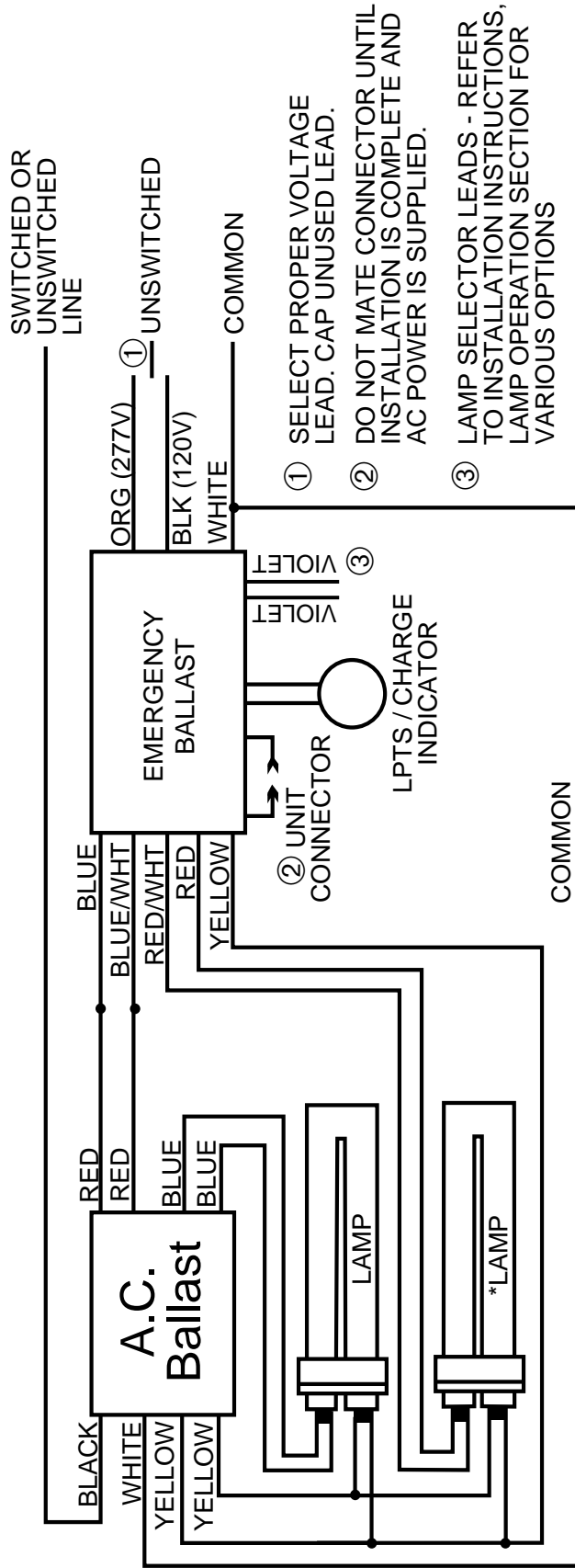
B332-R277HP  
B332-R120HP

ALL COMPATIBLE BALLASTS MAY NOT BE LISTED.  
\*DIMMING CONTROL WIRES ARE NOT AFFECTED BY EM PACK



2BXLRSB2\_80

# TWO BIAX RAPID START



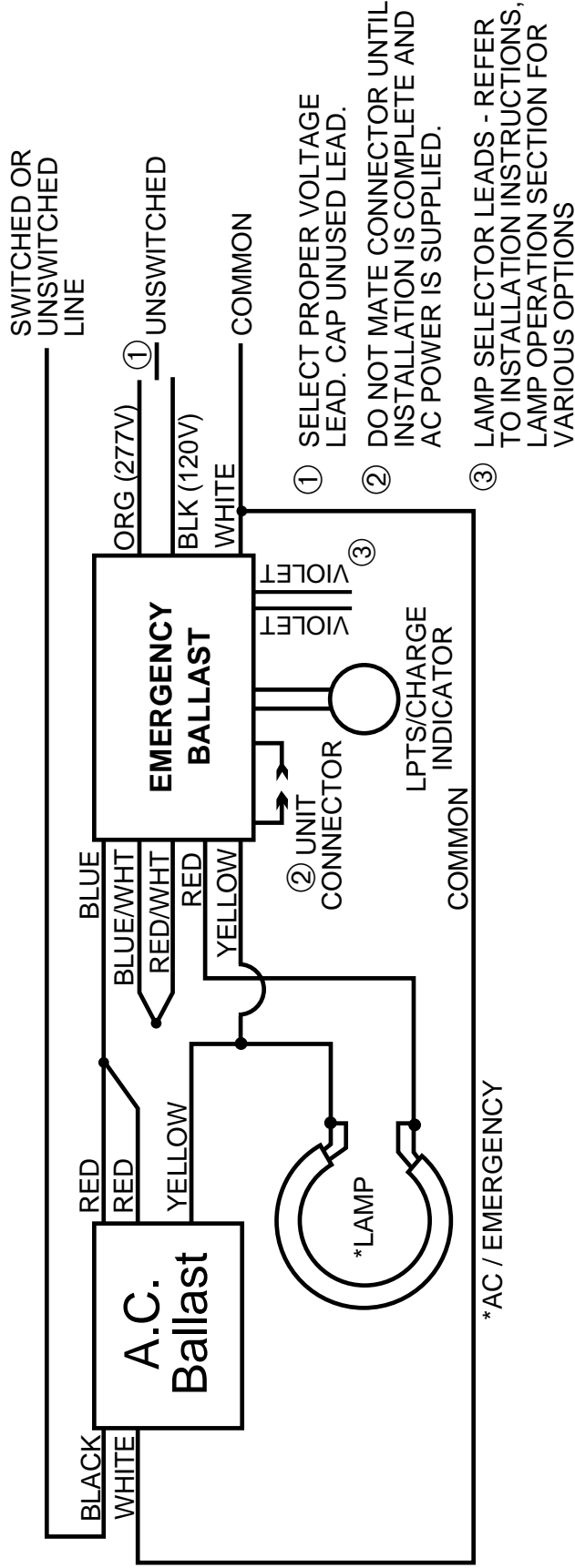
**ENERGY SAVINGS**

ES-2/1-CFQ-26-UNV-C or D

ALL COMPATIBLE BALLASTS MAY NOT BE LISTED.  
 \*DIMMING CONTROL WIRES ARE NOT AFFECTED BY EM PACK

1LCISB\_80F

# ONE LAMP CIRCLINE INSTANT START FULLHAM BALLAST


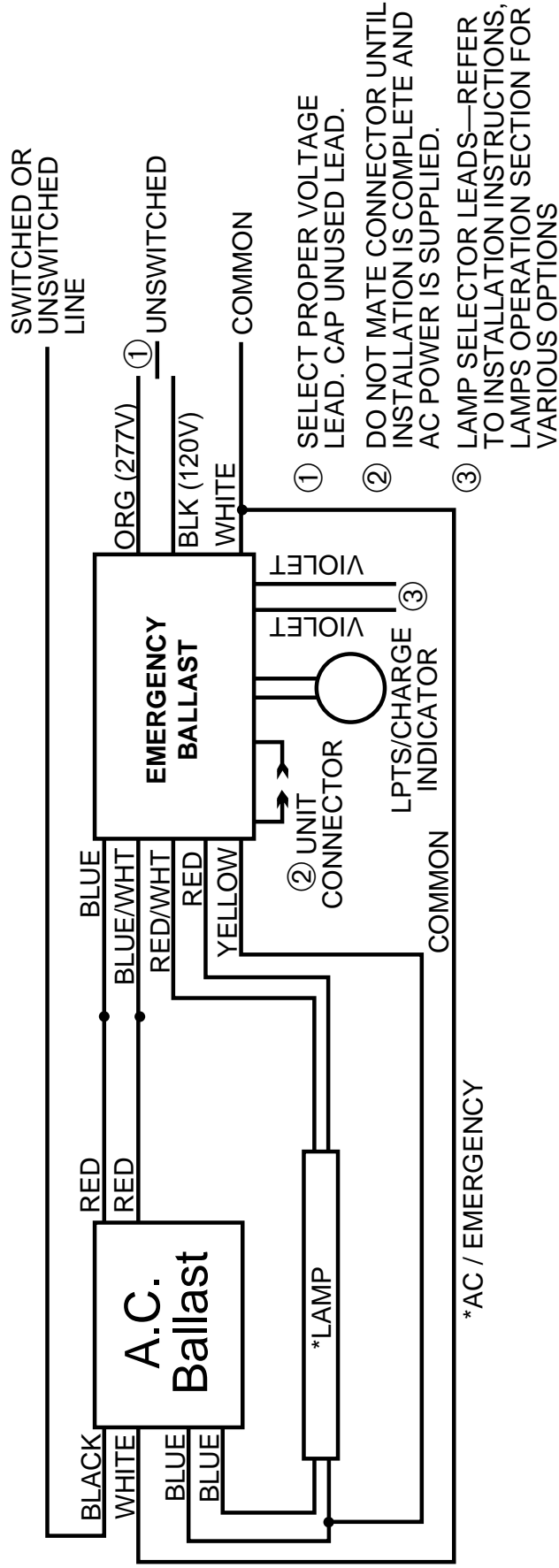


FULLHAM


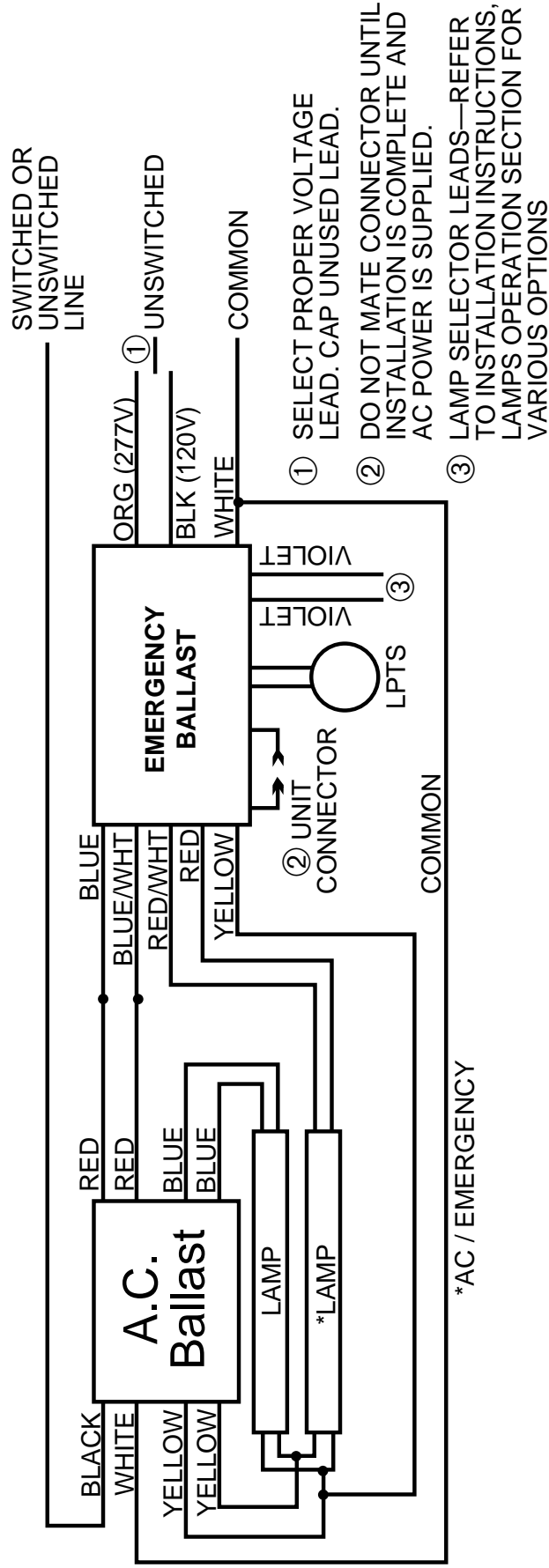
WH3

ALL COMPATIBLE BALLASTS MAY NOT BE LISTED.  
 \*DIMMING CONTROL WIRES ARE NOT AFFECTED BY EM PACK

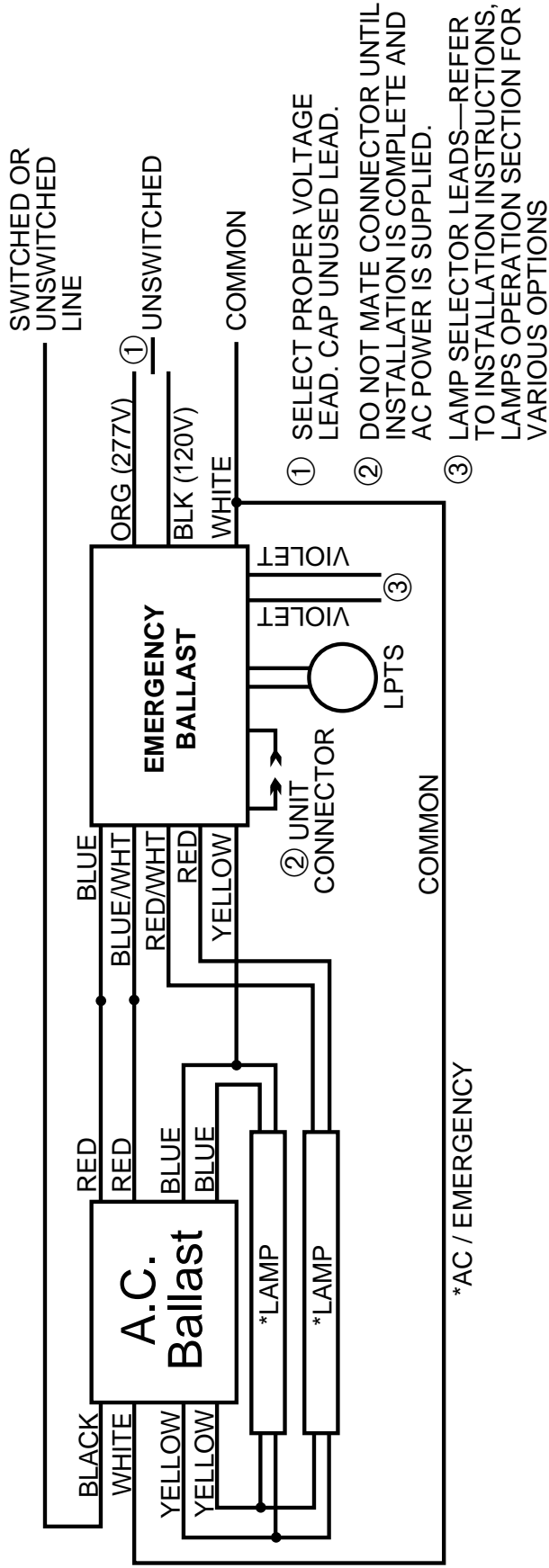
# ONE LAMP RAPID START BALLAST



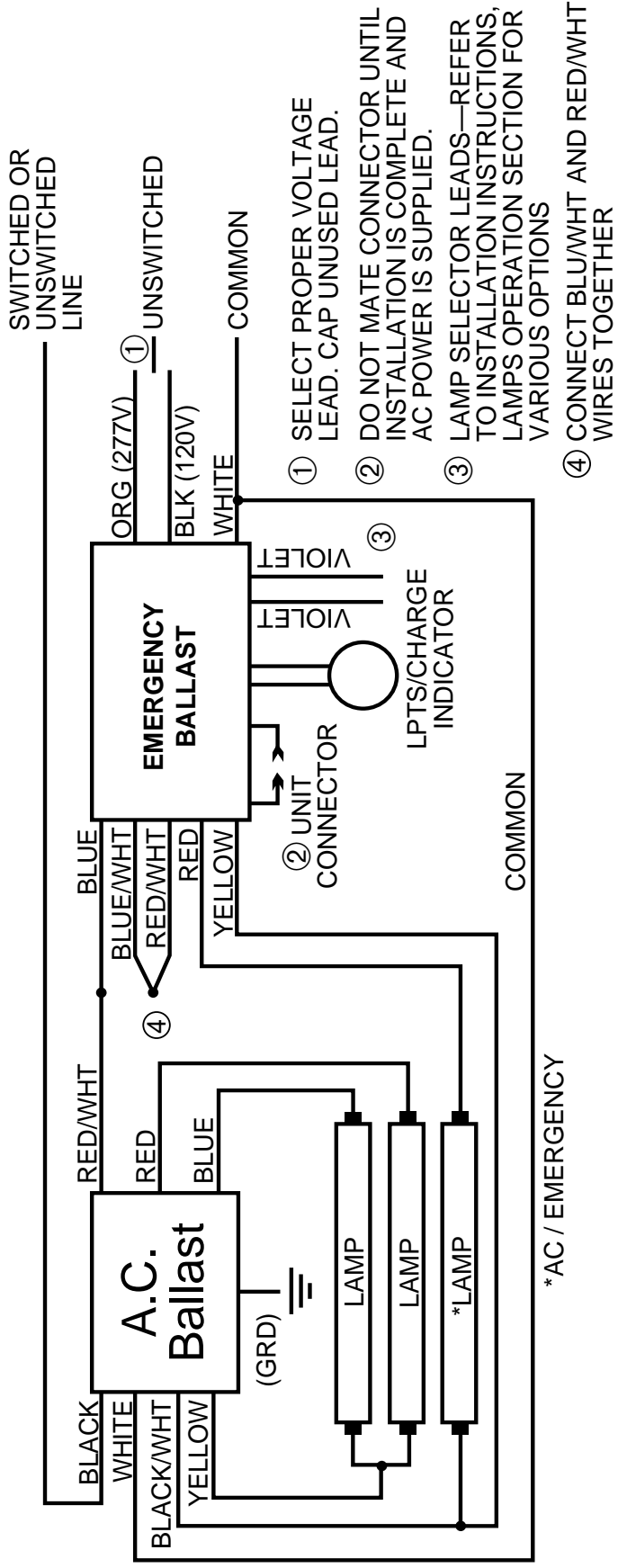
# TWO LAMP RAPID START BALLAST



# TWO LAMP RAPID START BALLAST WITH TWO LAMP EMERGENCY OPERATION



## THREE LAMP INSTANT START BALLAST



### ENERGY SAVINGS

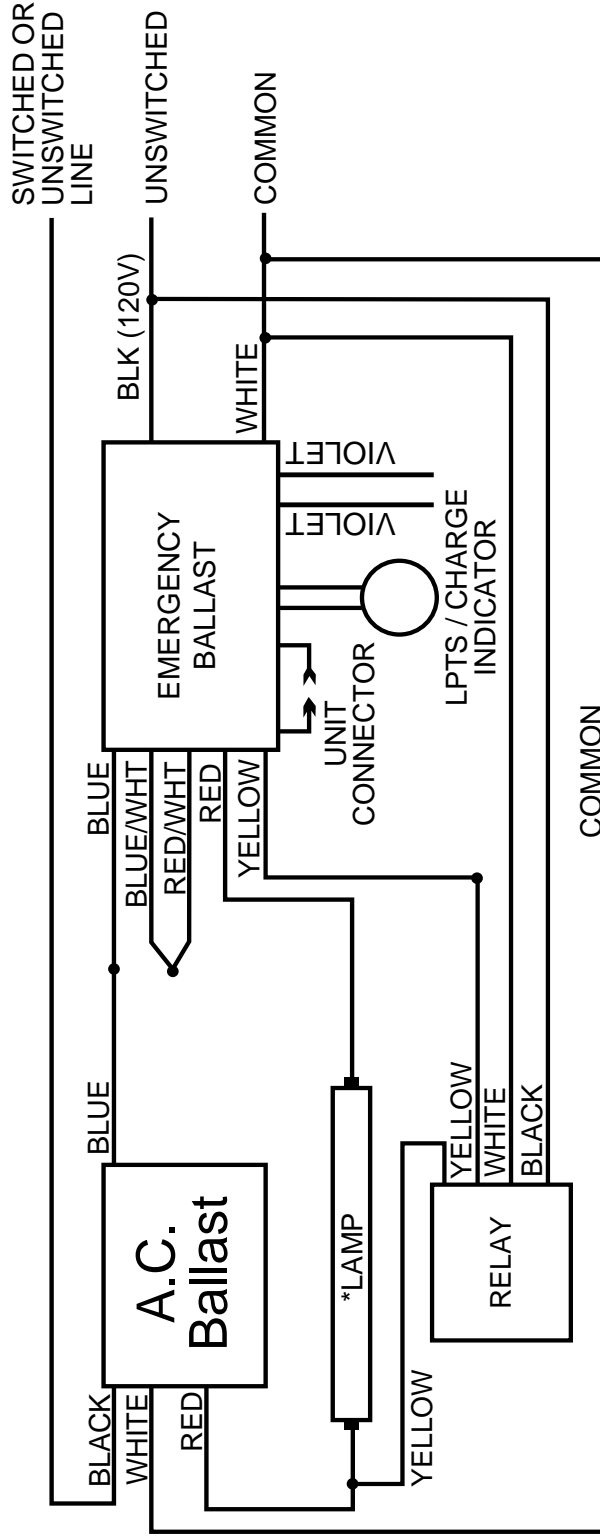
ES-4/3-T8-32/25/17-UNV-B-IS

ALL COMPATIBLE BALLASTS MAY NOT BE LISTED.  
 \*DIMMING CONTROL WIRES ARE NOT AFFECTED BY EM PACK




1L1SBWR

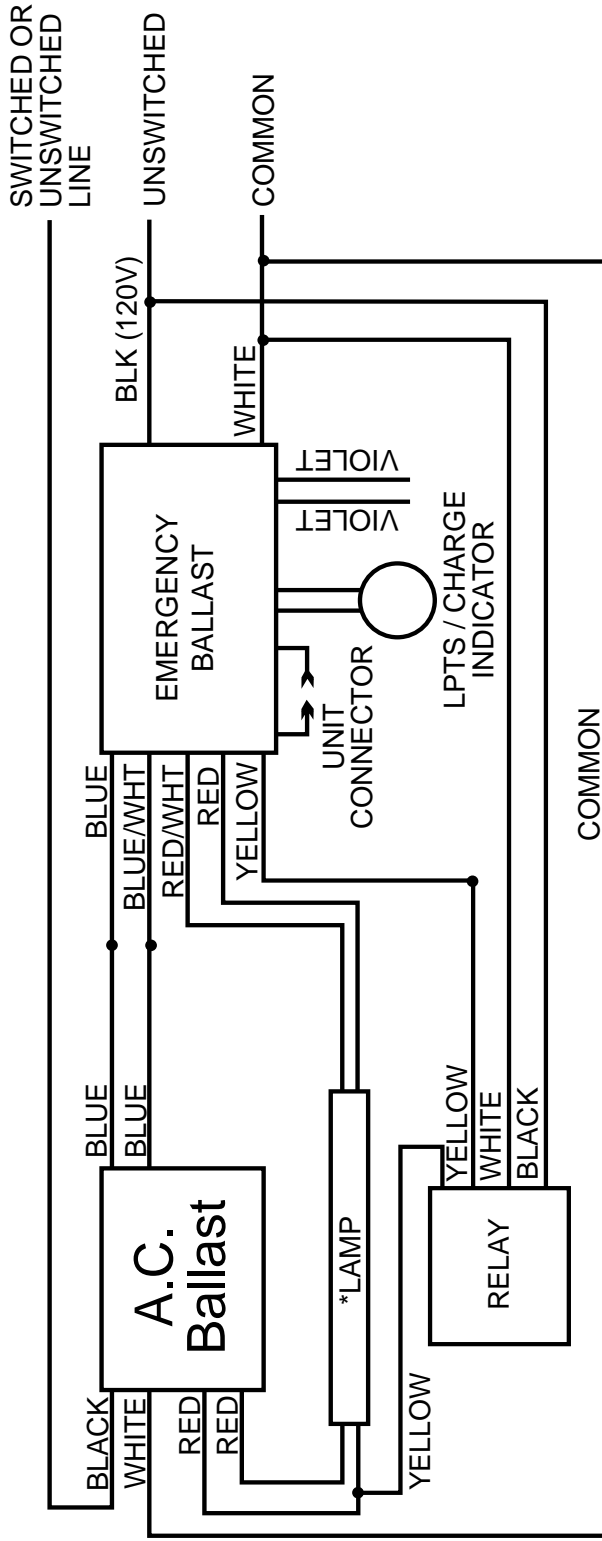
# ONE LAMP INSTANT START BALLAST WITH RELAY




\*AC / EMERGENCY



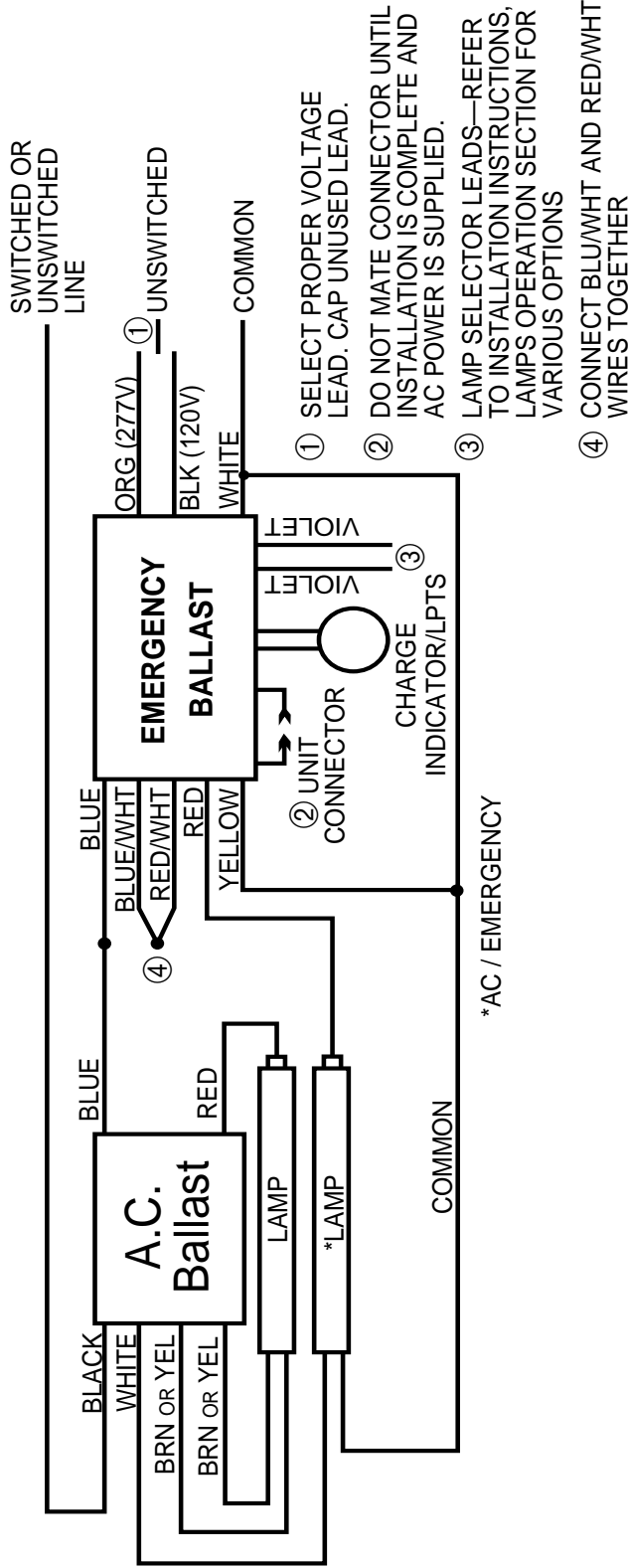
# ONE LAMP RAPID START BALLAST WITH RELAY



\*AC / EMERGENCY



# TWO LAMP SERIES LEAD BALLAST

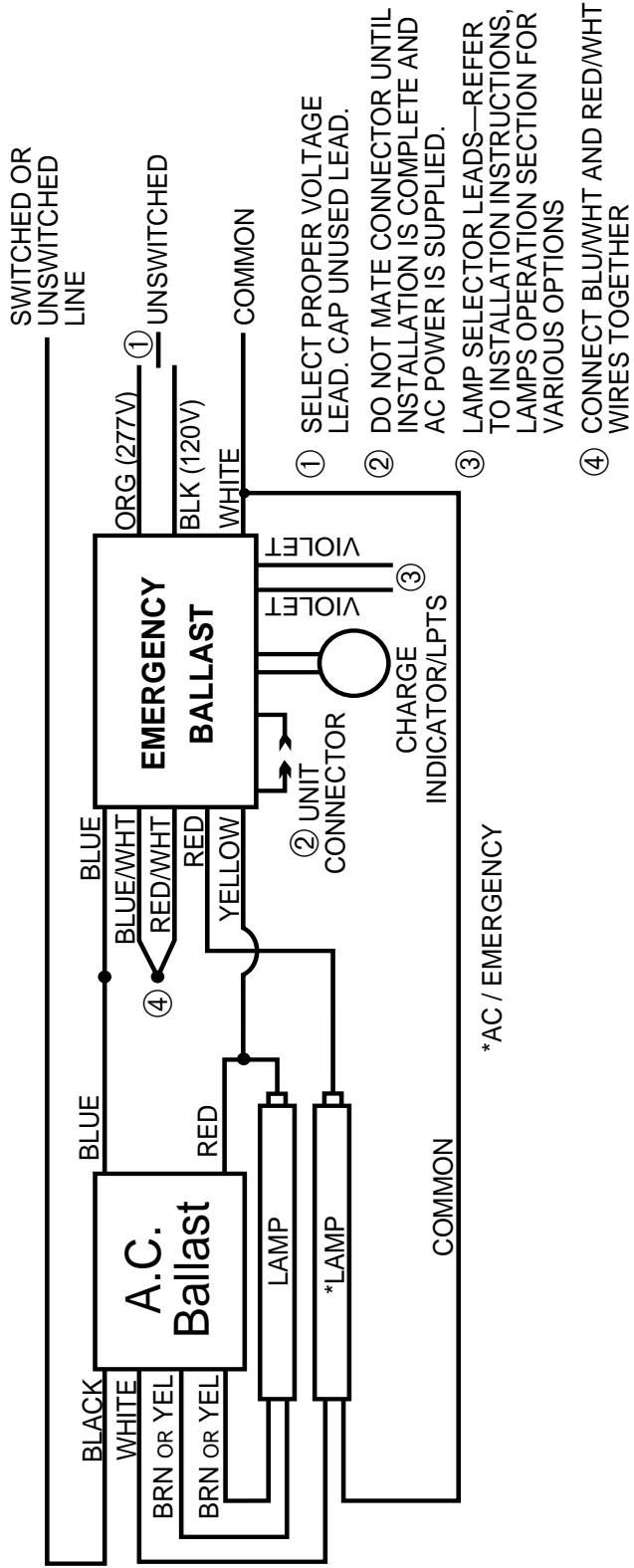


**ADVANCE**

V-2E75-S-TP  
VSM-2E75S5-TP

ALL COMPATIBLE BALLASTS MAY NOT BE LISTED.  
\*DIMMING CONTROL WIRES ARE NOT AFFECTED BY EM PACK

# TWO LAMP SERIES LEAD BALLAST WITH TWO LAMP EMERGENCY OPERATION

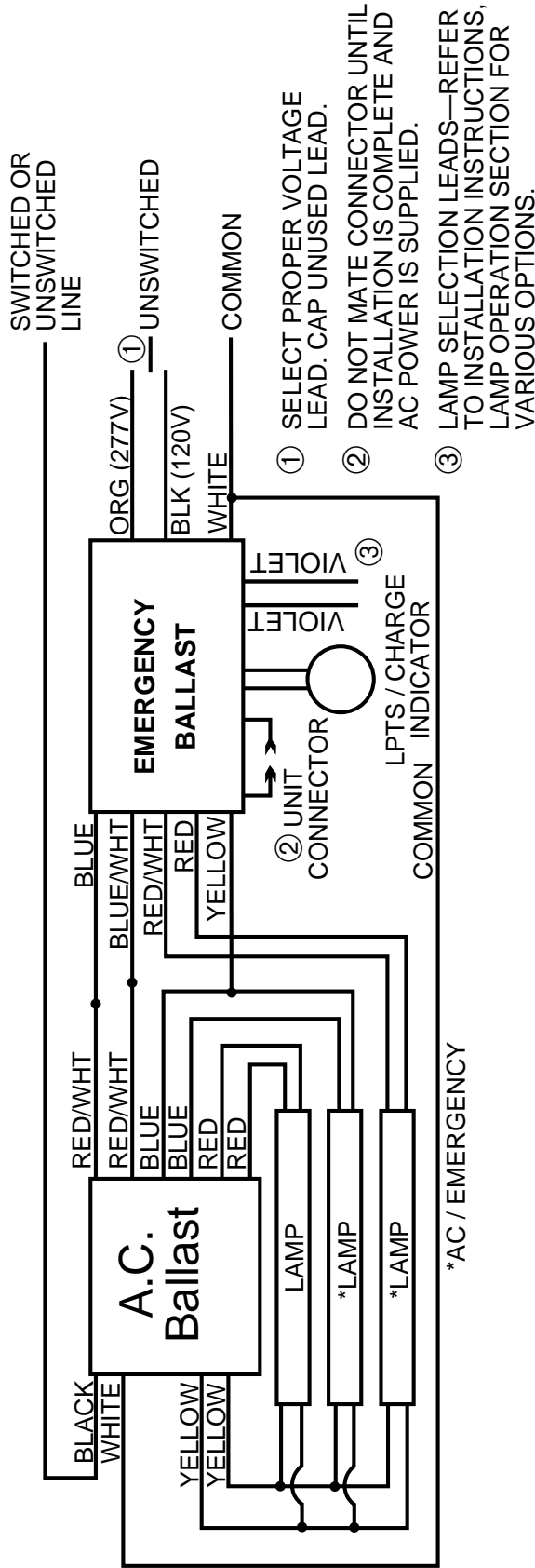


**ADVANCE**

VSM-2E75S5-TP

ALL COMPATIBLE BALLASTS MAY NOT BE LISTED.  
 \*DIMMING CONTROL WIRES ARE NOT AFFECTED BY EM PACK

# THREE LAMP RAPID START BALLAST WITH TWO LAMP EMERGENCY OPERATION



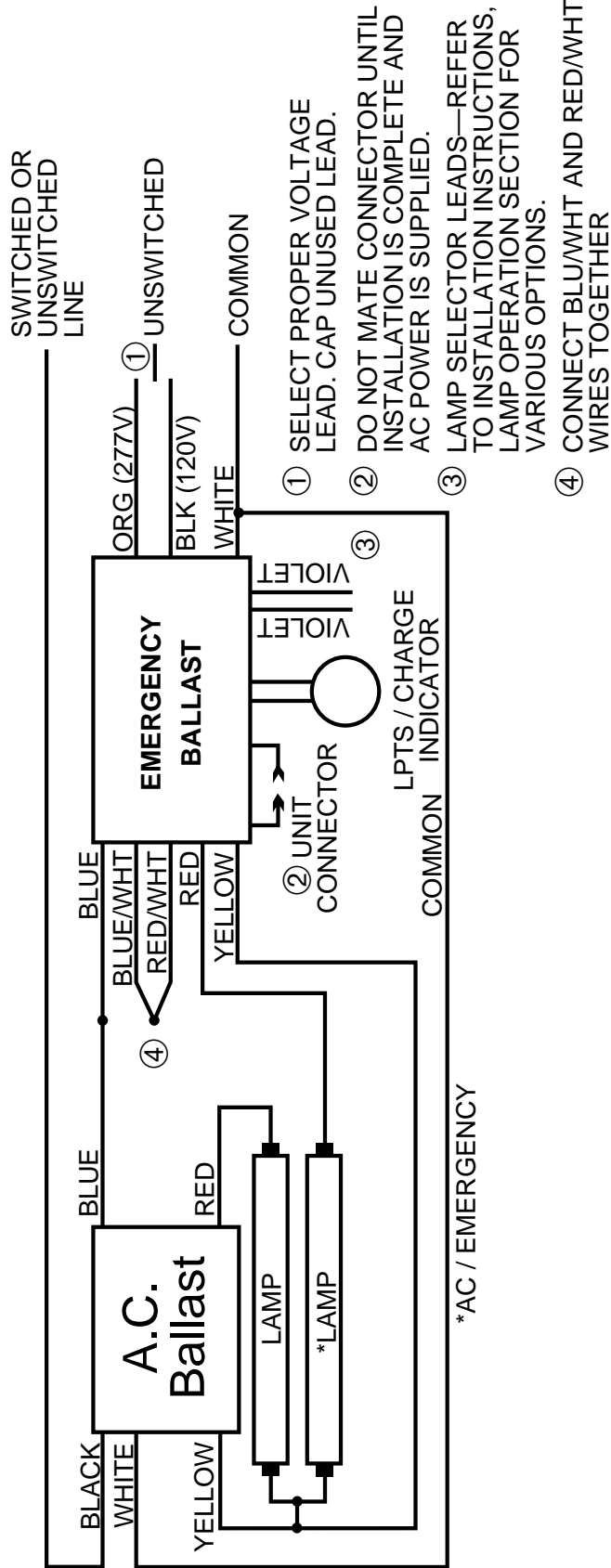
**MAGNETEK**

B332-R277HP  
B332-R120HP

ALL COMPATIBLE BALLASTS MAY NOT BE LISTED.  
\*DIMMING CONTROL WIRES ARE NOT AFFECTED BY EM PACK

2LISBESI\_80

# TWO LAMP INSTANT START BALLAST



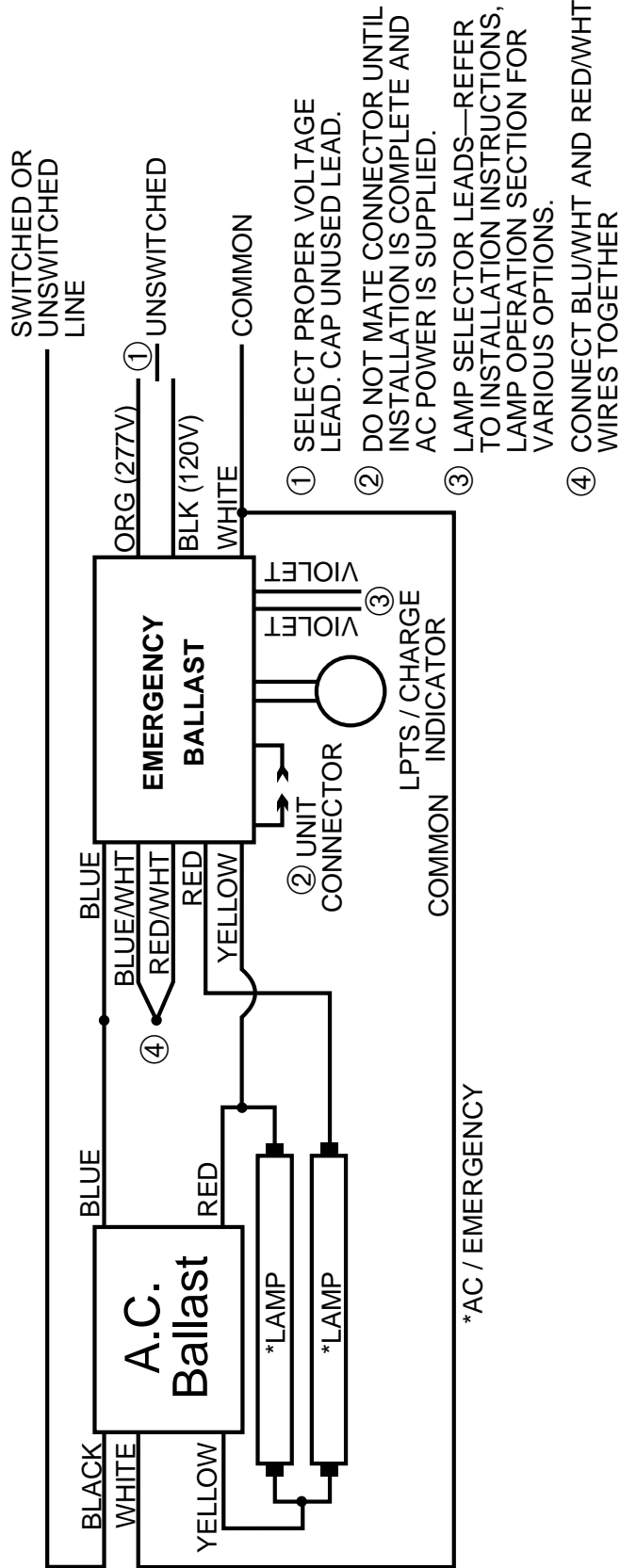
**ENERGY SAVINGS**

ES-2/1-T8-32/25/17/15-UNV-A-IS

ALL COMPATIBLE BALLASTS MAY NOT BE LISTED.  
 \*DIMMING CONTROL WIRES ARE NOT AFFECTED BY EM PACK

2LISBESI\_2LEO\_80

## TWO LAMP INSTANT START BALLAST TWO LAMP OPERATION



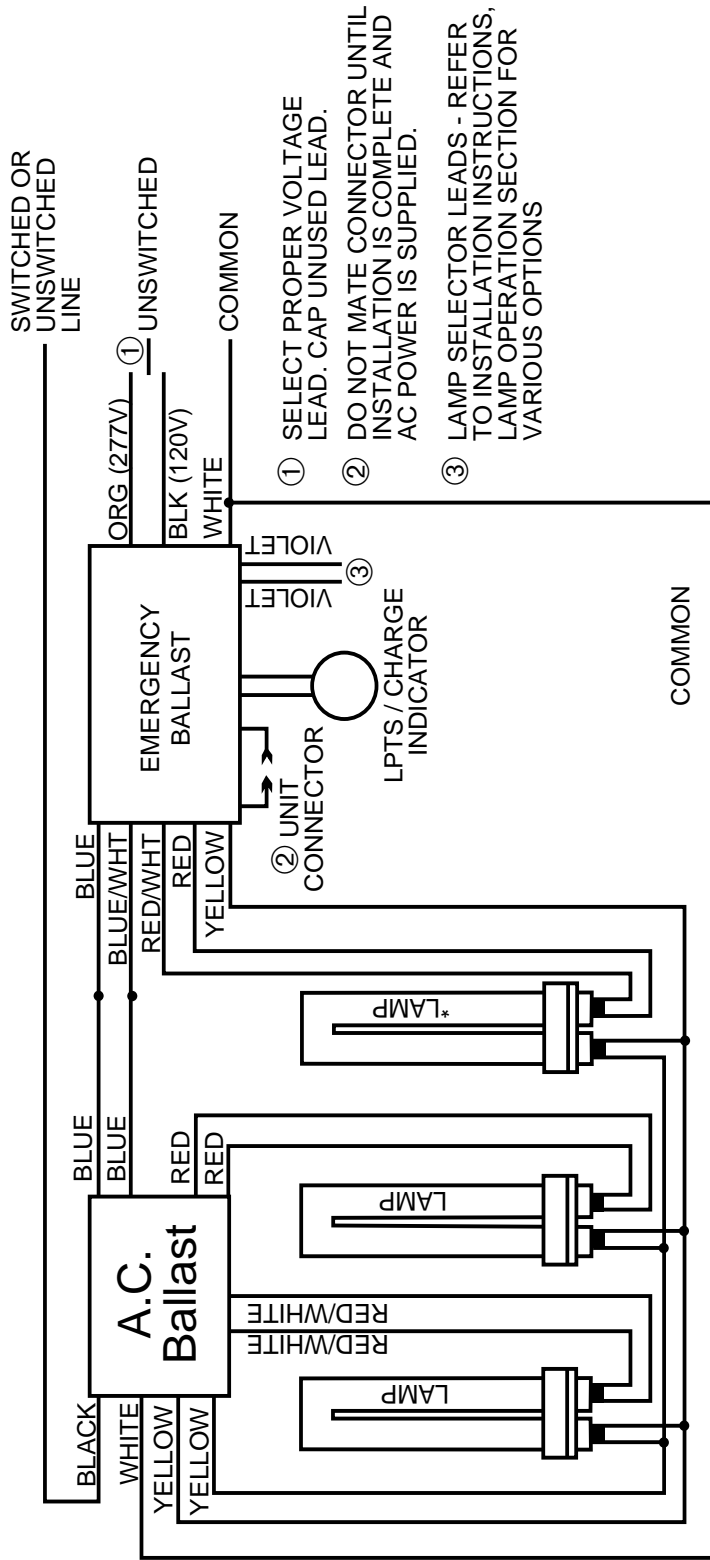
### ENERGY SAVINGS

ES-2/1-T8-32/25/17/15-UNV-A-IS

ALL COMPATIBLE BALLASTS MAY NOT BE LISTED.  
\*DIMMING CONTROL WIRES ARE NOT AFFECTED BY EM PACK

3BXLRSB\_80\_2

## THREE BIAX RAPID START BALLAST

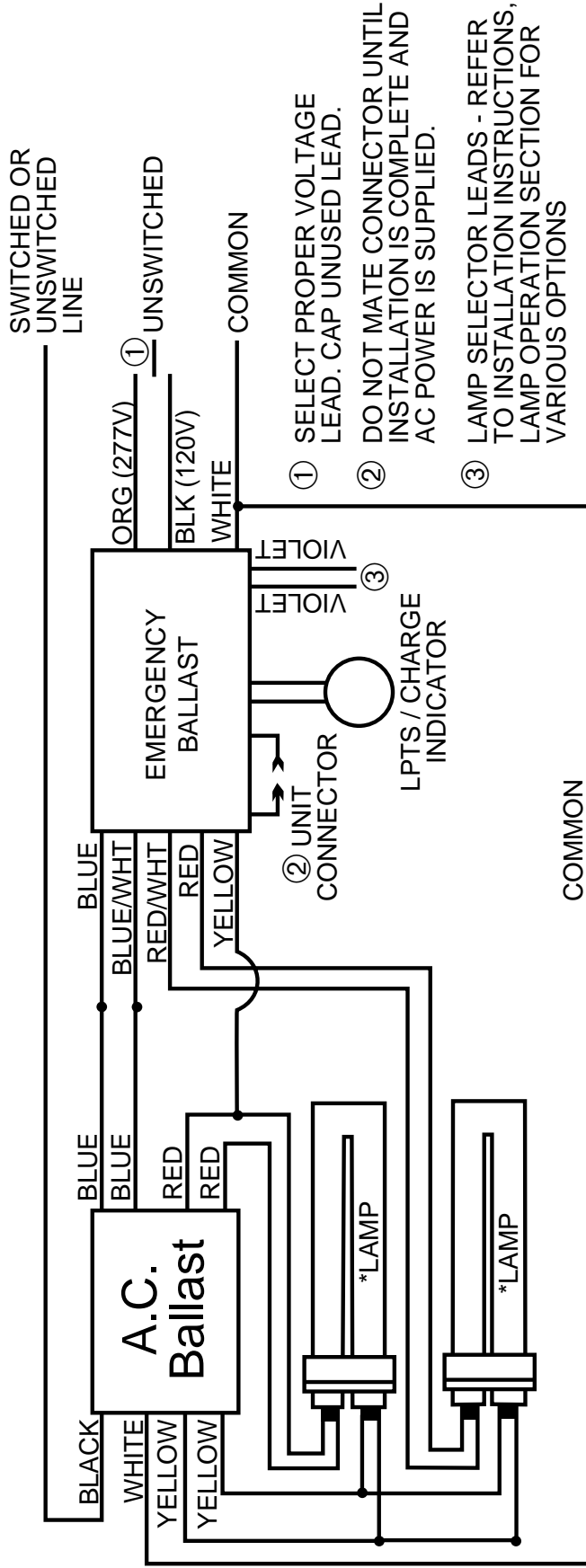


### MAGNETEK

- B340-R120 HP
- B340-R277 HP


ALL COMPATIBLE BALLASTS MAY NOT BE LISTED.  
 \*DIMMING CONTROL WIRES ARE NOT AFFECTED BY EM PACK

# TWO LAMP RAPID START BALLAST TWO LAMP OPERATION


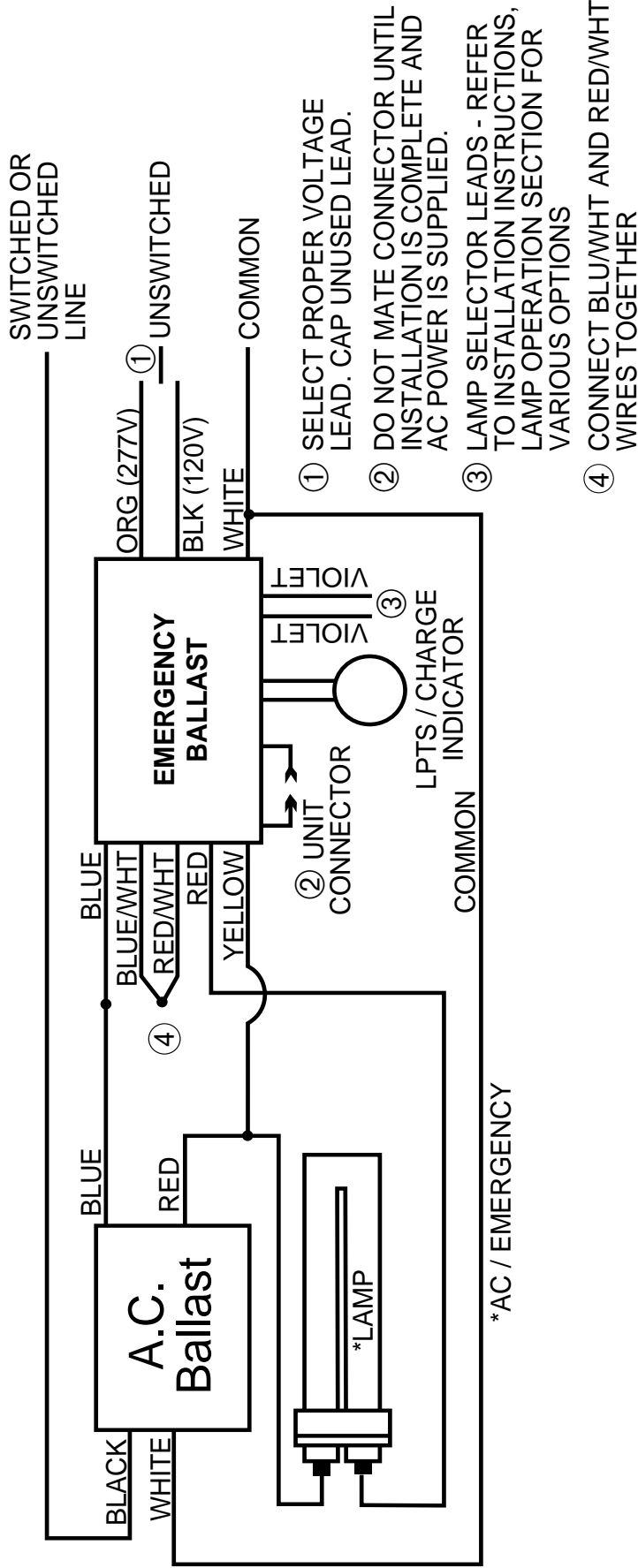


- ① SELECT PROPER VOLTAGE LEAD. CAP UNUSED LEAD.
- ② DO NOT MATE CONNECTOR UNTIL INSTALLATION IS COMPLETE AND AC POWER IS SUPPLIED.
- ③ LAMP SELECTOR LEADS - REFER TO INSTALLATION INSTRUCTIONS, LAMP OPERATION SECTION FOR VARIOUS OPTIONS


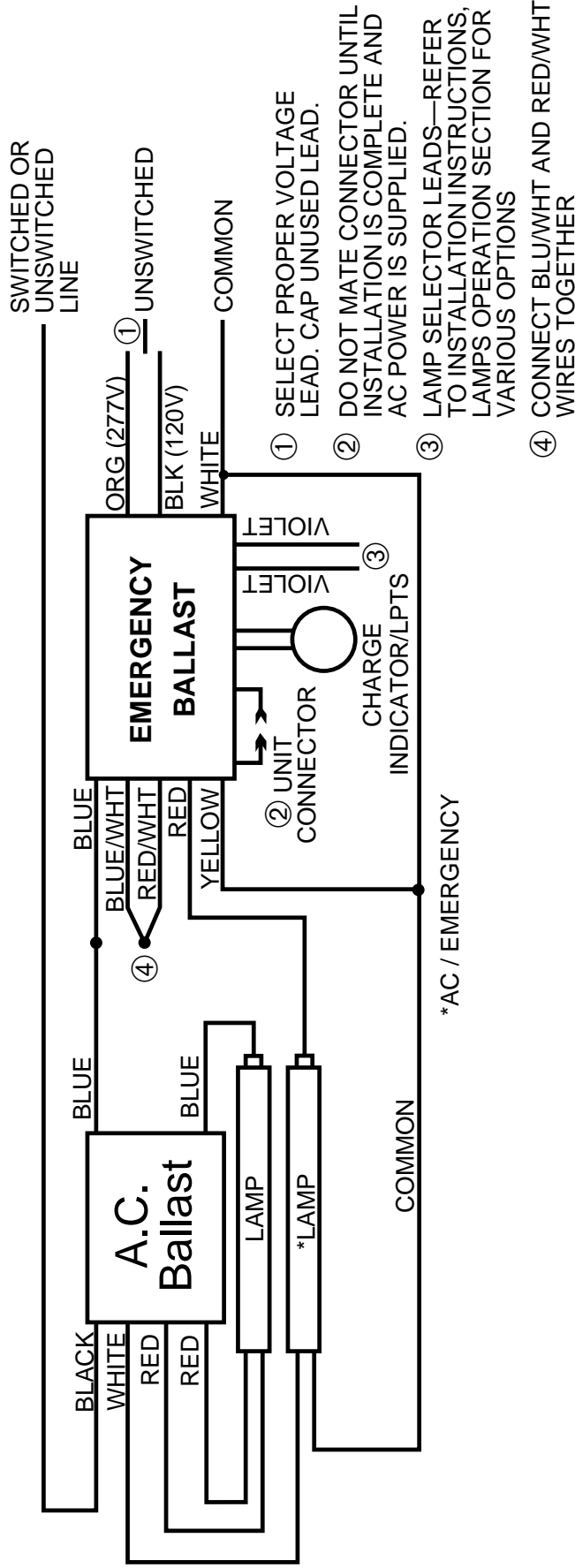
\*AC / EMERGENCY



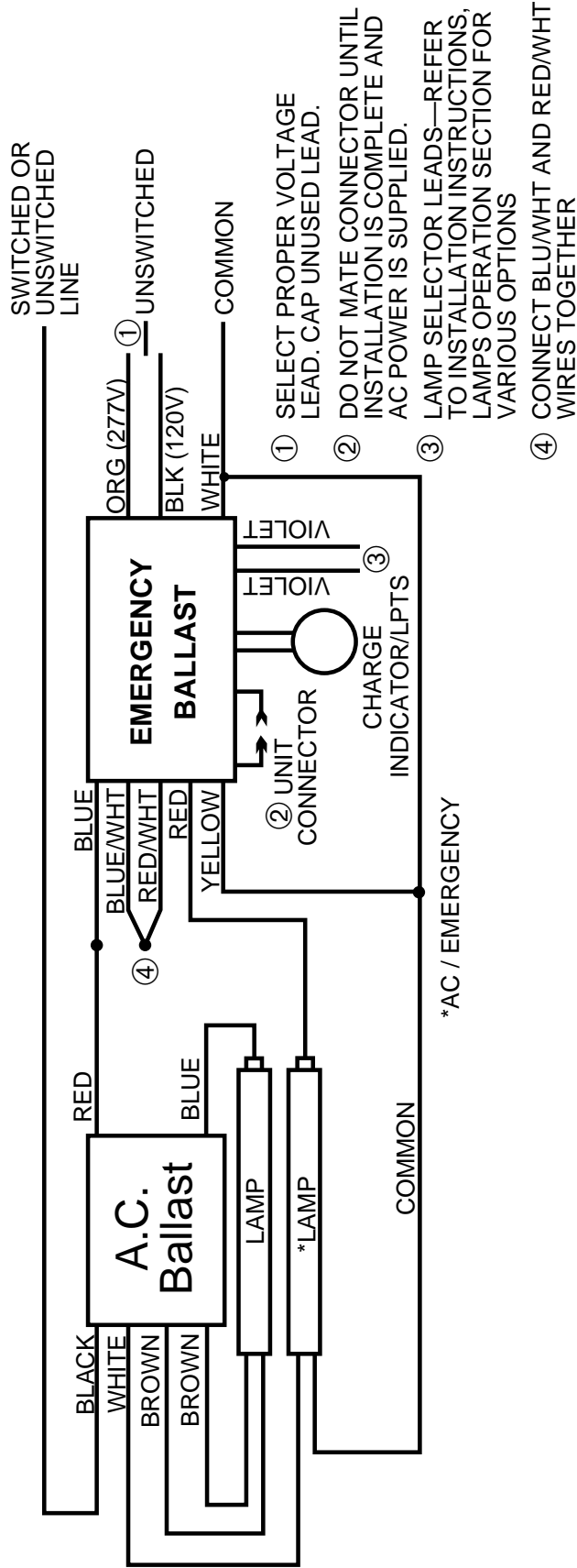
# ONE LAMP INSTANT START BIAx



# TWO LAMP SERIES LEAD BALLAST



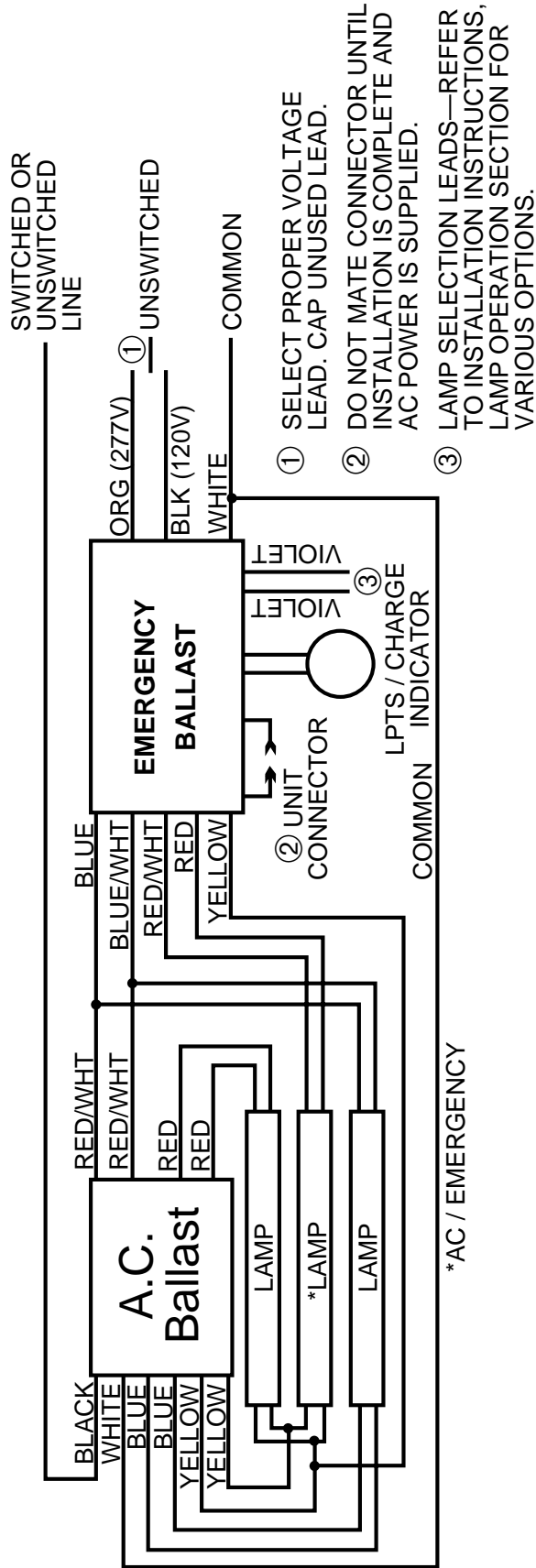
# TWO LAMP SERIES LEAD BALLAST



MAGNETEK  
827-SLH-TC-P

ALL COMPATIBLE BALLASTS MAY NOT BE LISTED.  
\*DIMMING CONTROL WIRES ARE NOT AFFECTED BY EM PACK

# THREE LAMP RAPID START BALLAST




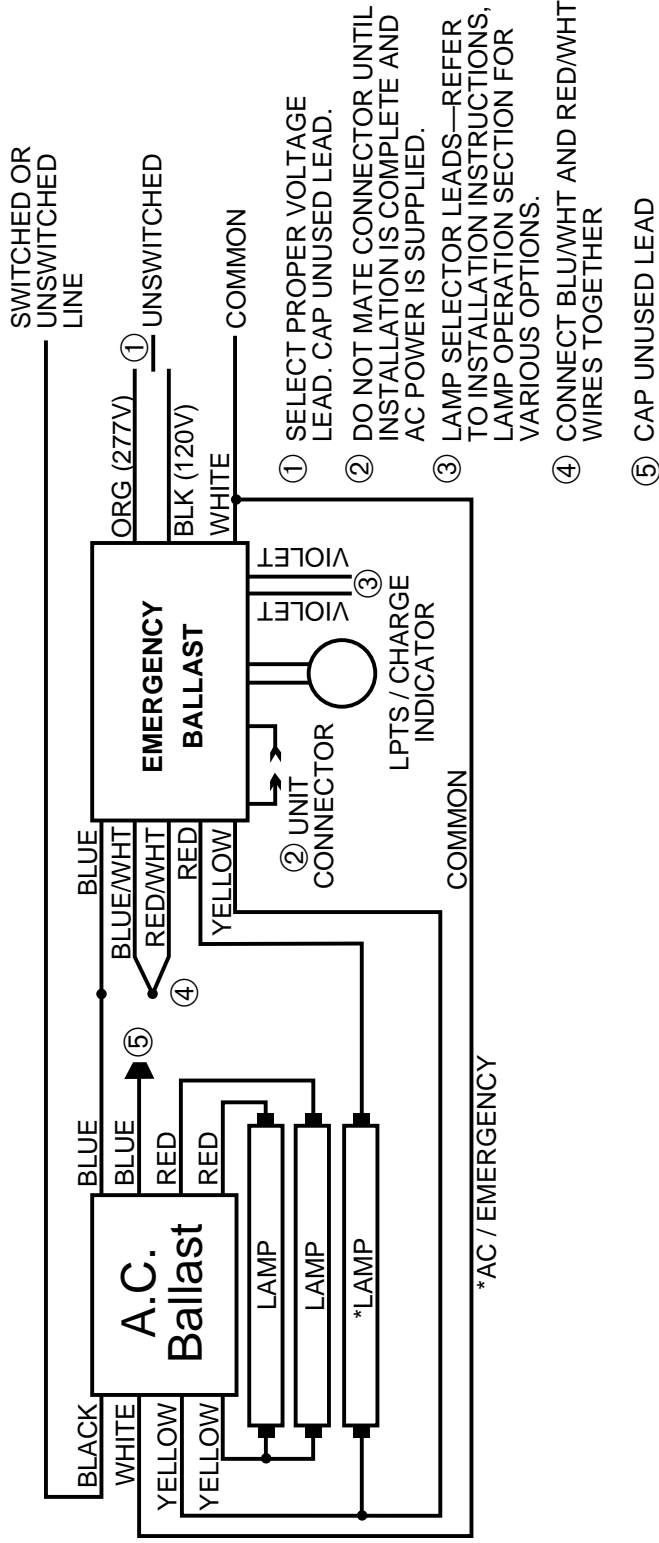
OSRAM/SYLVANIA  
QTP3X32/T8TLRSN

---


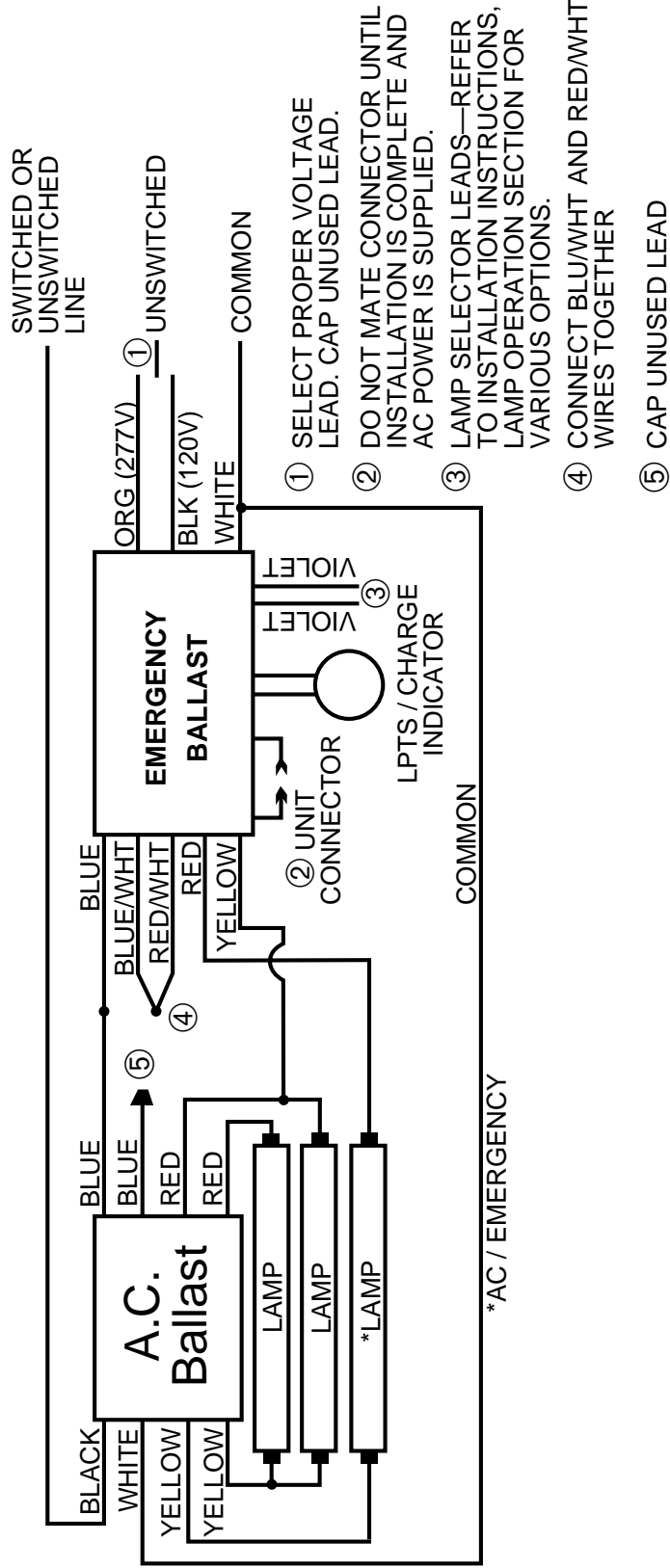
ALL COMPATIBLE BALLASTS MAY NOT BE LISTED.  
\*DIMMING CONTROL WIRES ARE NOT AFFECTED BY EM PACK

4LISB\_80\_2

**FOUR LAMP INSTANT START BALLAST WITH THREE LAMPS ONLY**



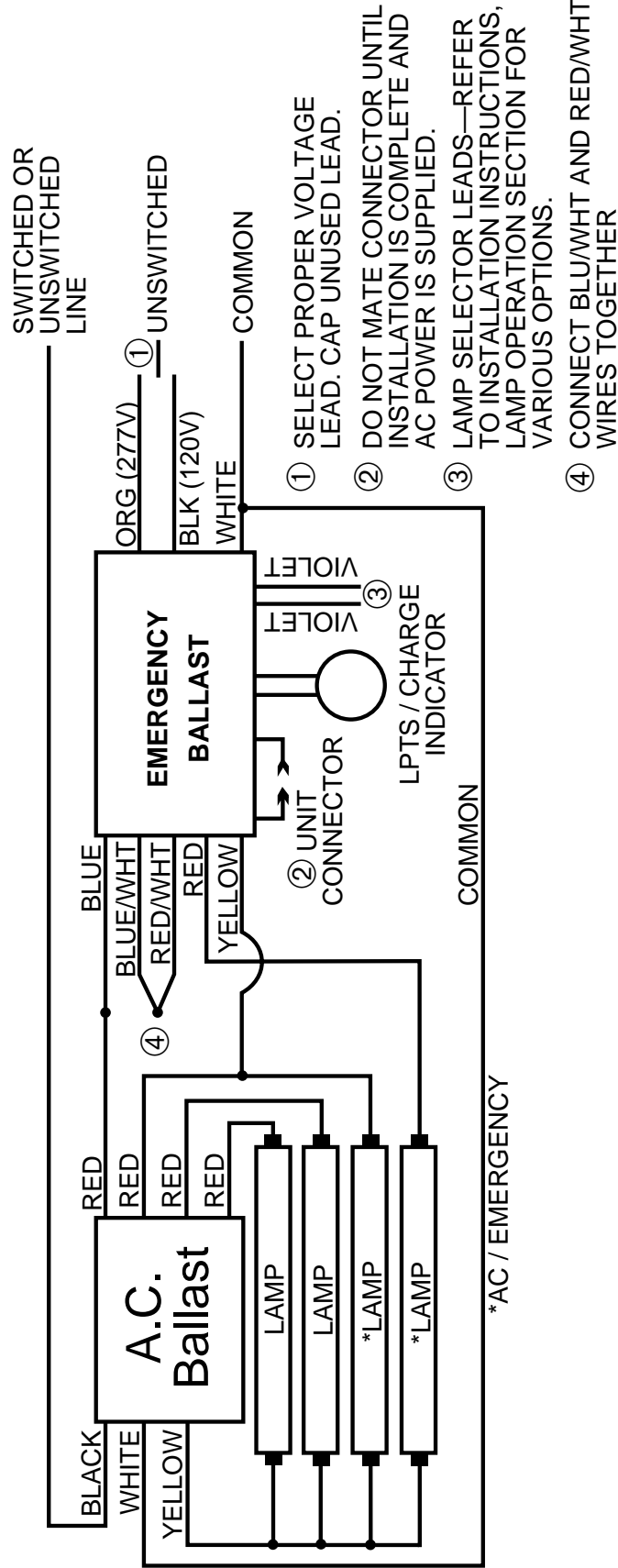
# FOUR LAMP INSTANT START BALLAST WITH THREE LAMPS ONLY TWO LAMP EMERGENCY OPERATION





4LFB\_80\_2L

## FOUR LAMP FULLHAM BALLAST WITH TWO LAMP EMERGENCY OPERATION


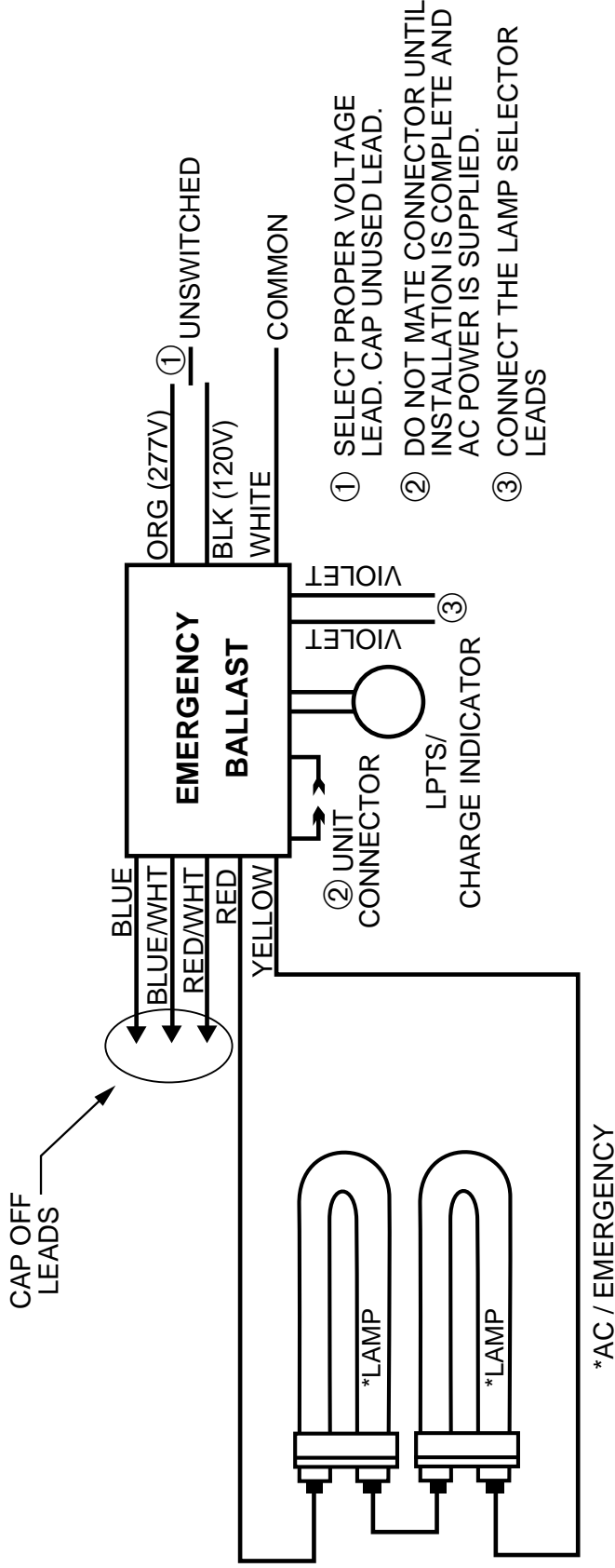


FULLHAM

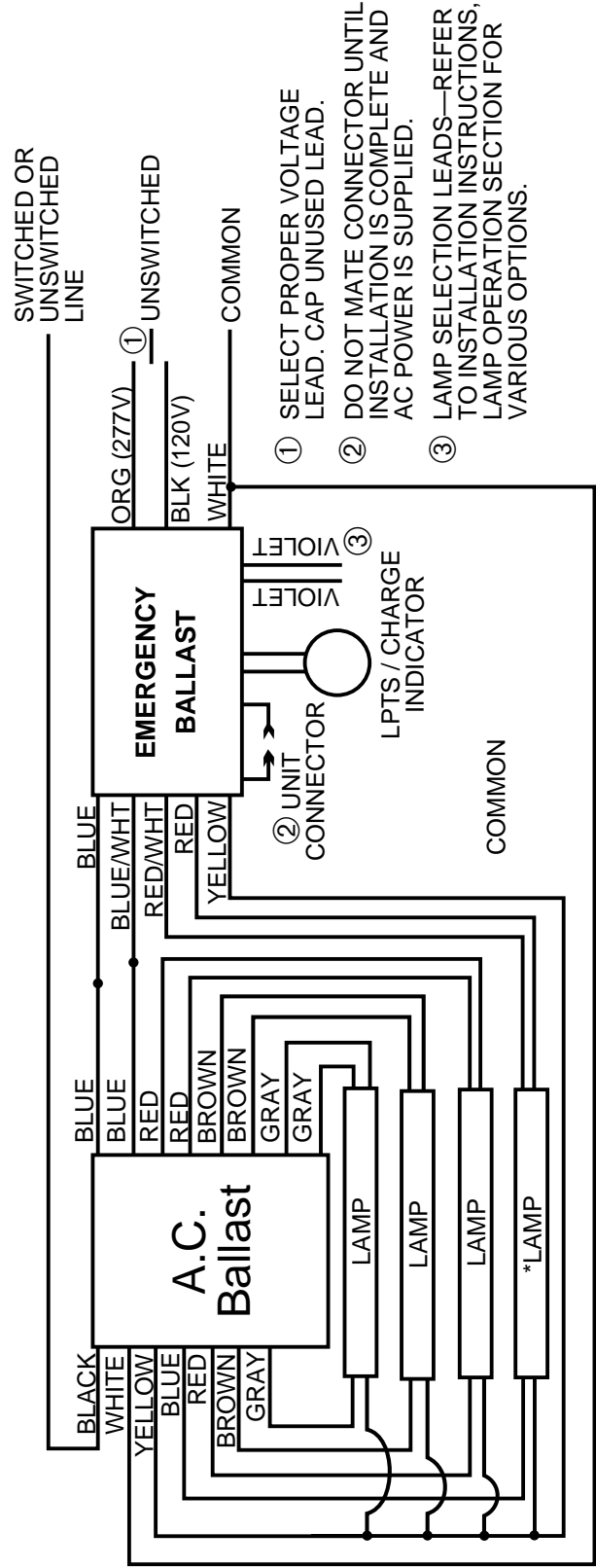
WORKHORSE 5

ALL COMPATIBLE BALLASTS MAY NOT BE LISTED.  
\*DIMMING CONTROL WIRES ARE NOT AFFECTED BY EM PACK

# TWO U-SHAPE LAMP EMERGENCY ONLY



# FOUR LAMP RAPID START BALLAST



\*AC / EMERGENCY

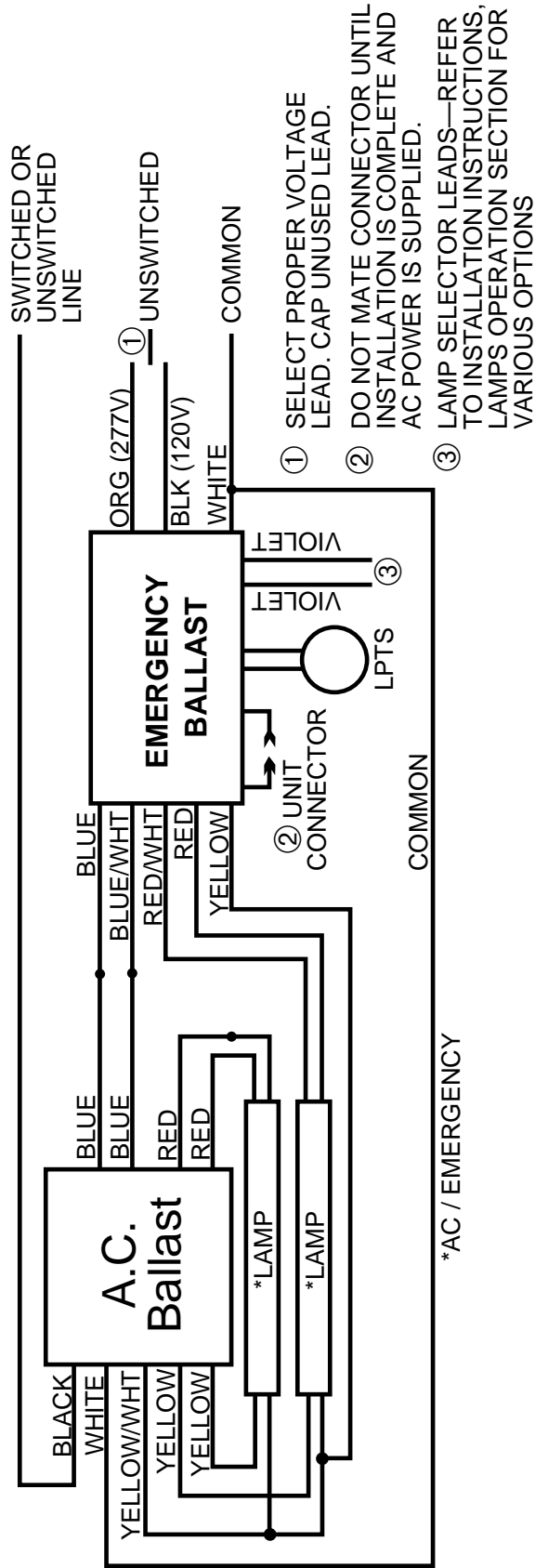
DENKI

DE440P27PL

ALL COMPATIBLE BALLASTS MAY NOT BE LISTED.  
\*DIMMING CONTROL WIRES ARE NOT AFFECTED BY EM PACK

2LR5B\_2LEO\_SYL

## TWO LAMP RAPID START BALLAST



NOTE:  
DIMMING WIRE IS NOT AFFECTED BY  
THE EM BALLAST

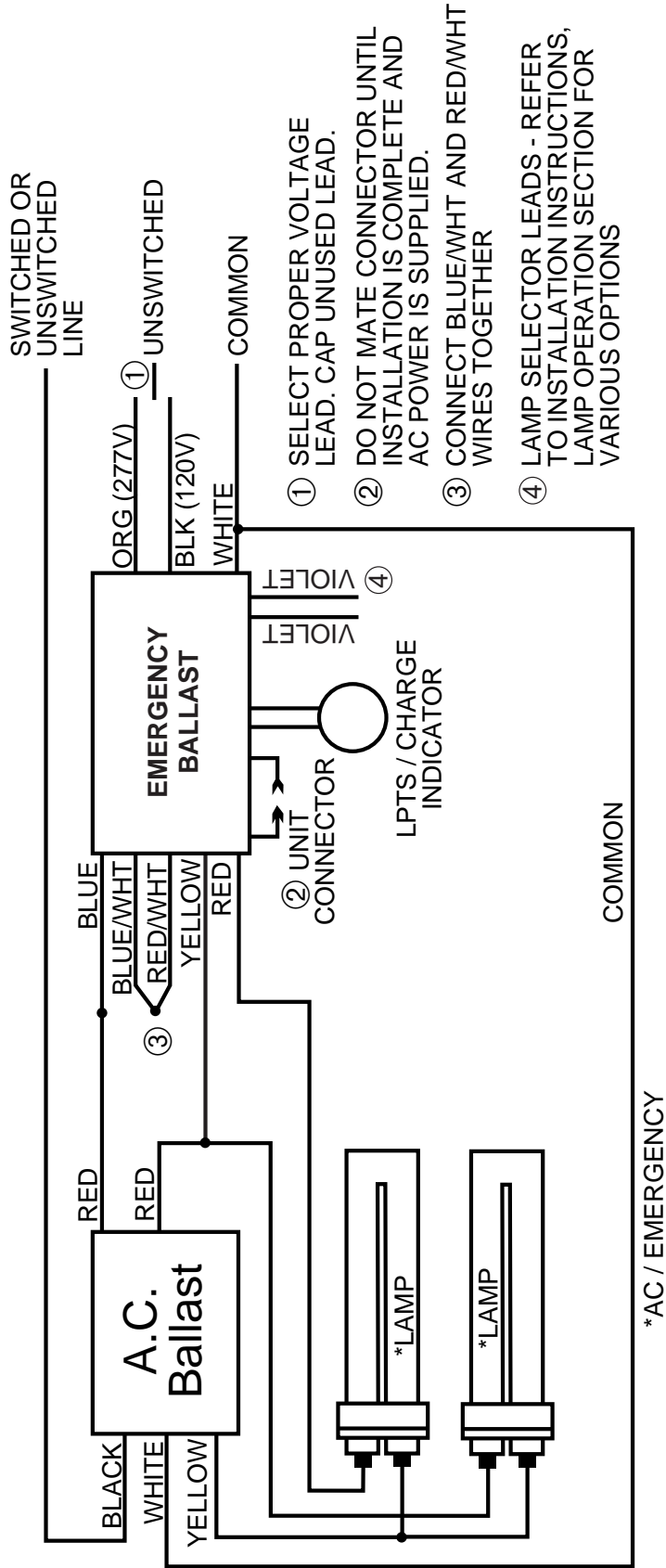
SYLVANIA

QT2x54/120PH0-DIM

ALL COMPATIBLE BALLASTS MAY NOT BE LISTED.  
\*DIMMING CONTROL WIRES ARE NOT AFFECTED BY  
EM PACK

2LBF

## TWO BIAX LAMP FULLHAM BALLAST TWO LAMP EMERGENCY OPERATION



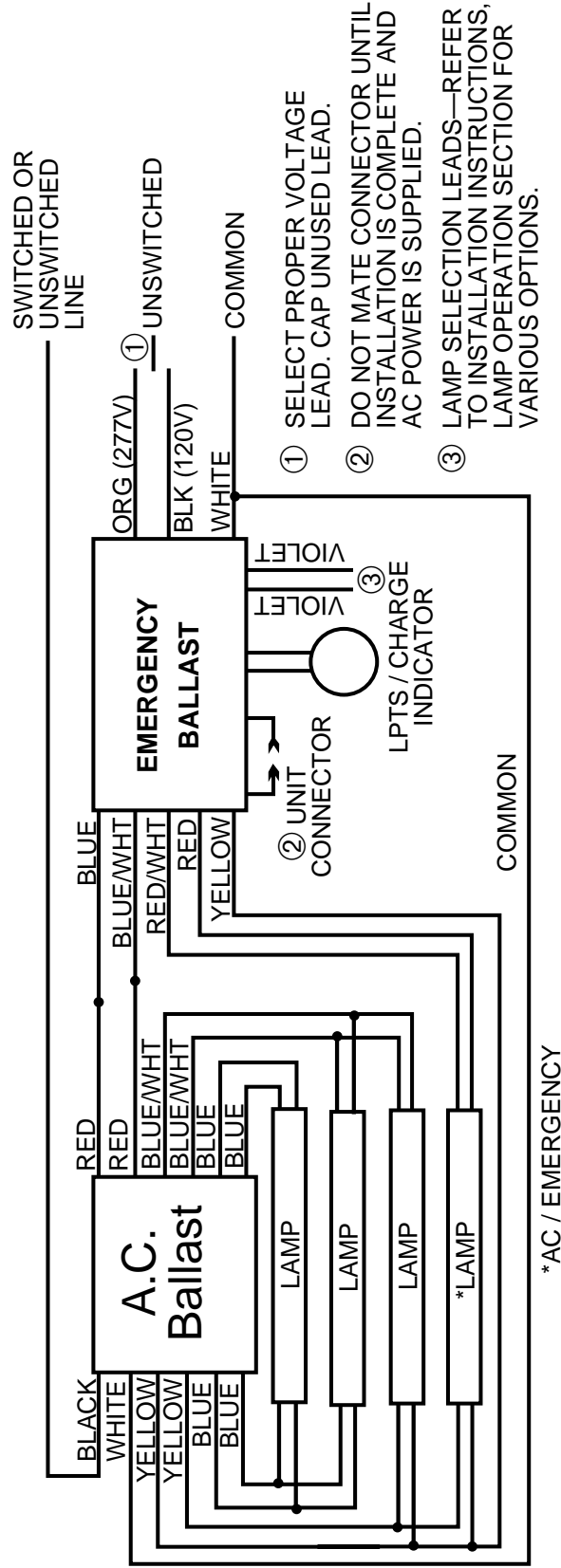
- ① SELECT PROPER VOLTAGE LEAD. CAP UNUSED LEAD.
- ② DO NOT MATE CONNECTOR UNTIL INSTALLATION IS COMPLETE AND AC POWER IS SUPPLIED.
- ③ CONNECT BLUE/WHT AND RED/WHT WIRES TOGETHER
- ④ LAMP SELECTOR LEADS - REFER TO INSTALLATION INSTRUCTIONS, LAMP OPERATION SECTION FOR VARIOUS OPTIONS

FULLHAM

WH3

ALL COMPATIBLE BALLASTS MAY NOT BE LISTED.  
\*DIMMING CONTROL WIRES ARE NOT AFFECTED BY EM PACK

# FOUR LAMP RAPID START BALLAST

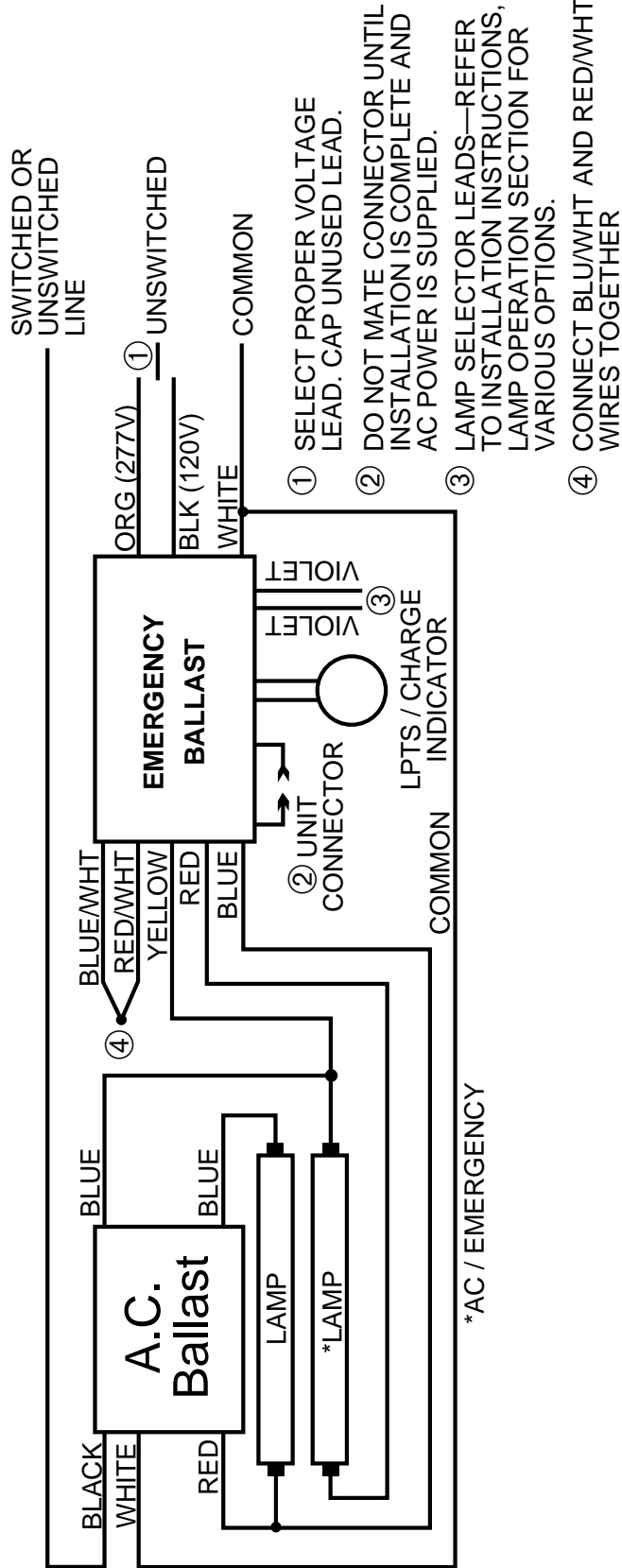


- ① SELECT PROPER VOLTAGE LEAD. CAP UNUSED LEAD.
- ② DO NOT MATE CONNECTOR UNTIL INSTALLATION IS COMPLETE AND AC POWER IS SUPPLIED.
- ③ LAMP SELECTION LEADS—REFER TO INSTALLATION INSTRUCTIONS, LAMP OPERATION SECTION FOR VARIOUS OPTIONS.

SYLVANIA  
QT4X32

ALL COMPATIBLE BALLASTS MAY NOT BE LISTED.  
\*DIMMING CONTROL WIRES ARE NOT AFFECTED BY EM PACK

# TWO LAMP INSTANT START BALLAST

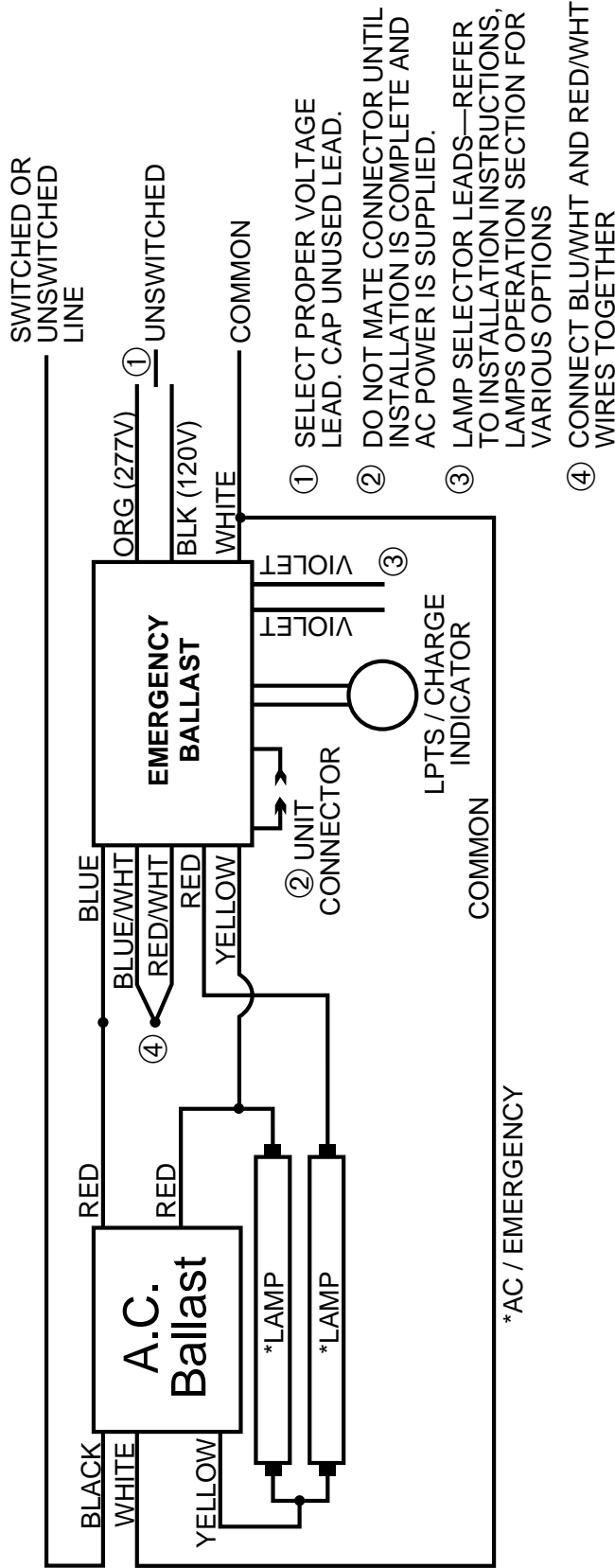


**ADVANCE**  
REL 2P59-SRHTP

ALL COMPATIBLE BALLASTS MAY NOT BE LISTED.  
\*DIMMING CONTROL WIRES ARE NOT AFFECTED BY EM PACK

2LISFB2\_80\_2LEO

# TWO LAMP INSTANT START BALLAST TWO LAMP EMERGENCY OPERATION

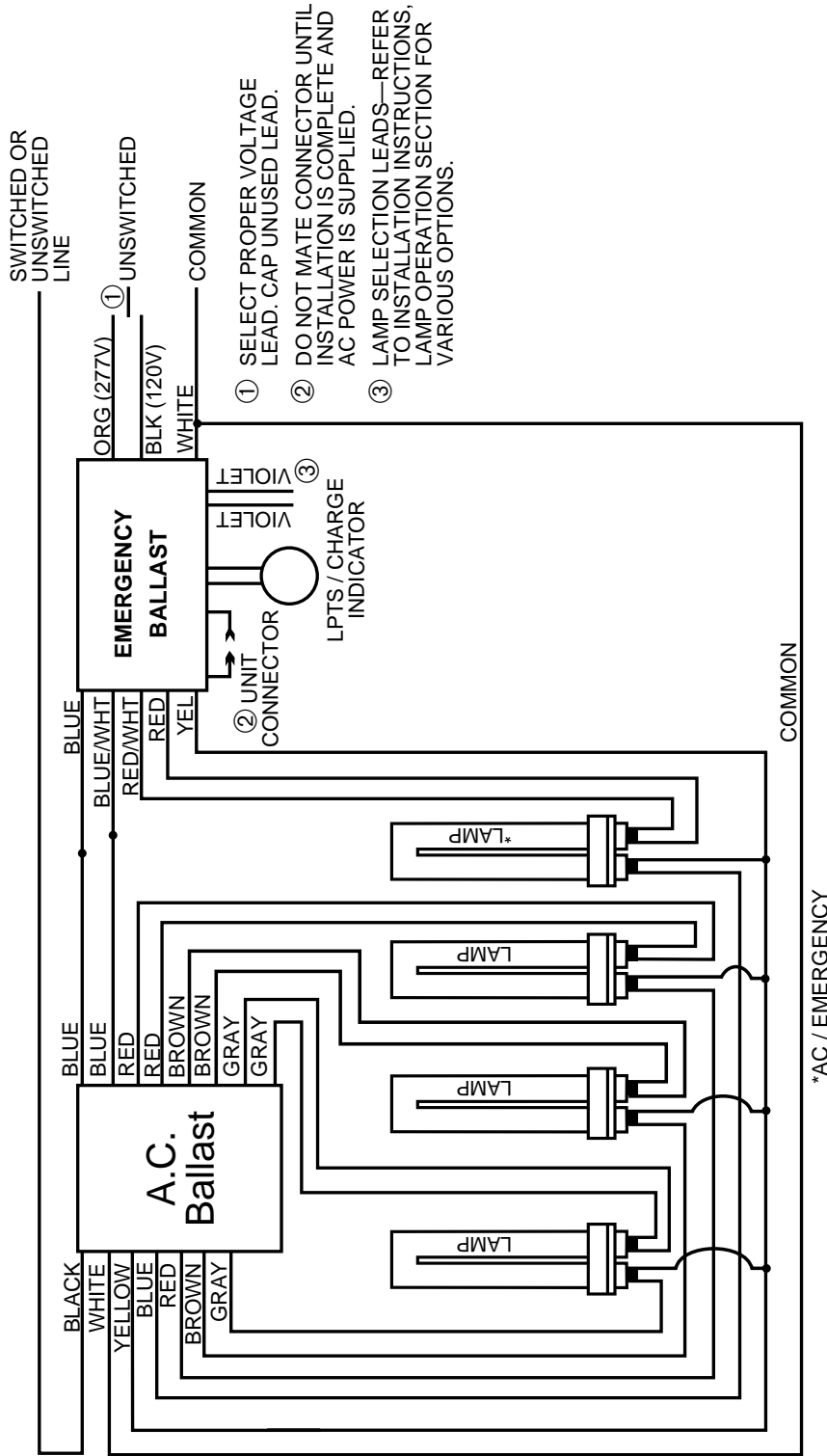


FULLHAM  
WORKHORSE 3

ALL COMPATIBLE BALLASTS MAY NOT BE LISTED.  
\*DIMMING CONTROL WIRES ARE NOT AFFECTED BY EM PACK

4LBRSB\_80

## FOUR LAMP BIAx RAPID START BALLAST



DENKI

DE440P27PL

ALL COMPATIBLE BALLASTS MAY NOT BE LISTED.  
 \*DIMMING CONTROL WIRES ARE NOT AFFECTED BY EM PACK

1LCRSB2

# ONE LAMP CIRCLINE RAPID START BALLAST

