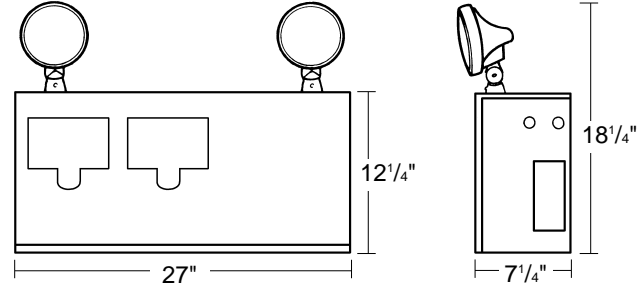



Industrial / Commercial Unit Equipment 12 Volt Lead Acid Battery with 10 year Expected Life



Dimensions are approximate and subject to change.



CAL#21050



LISTED

application

Designed for industrial areas requiring high capacity units with multiple remote capability.

features

- **HOUSING:** Heavy duty steel case with front access panel and gray enamel finish.
- **MOUNTING:** Conduit knockouts and rear keyhole mounting slots are provided. Mounting platform or bracket available.
- **ELECTRONICS:**
 - Automatic, temperature compensated, pulse type charger.
 - High capacity, automatic, dust tight instantaneous transfer relay.
 - Low voltage disconnect prevents overdischarge of battery. Automatic brown out protection is provided.
 - Labor saving AC line latch prevents battery discharge during installation to a non-energized circuit.
 - Two separately fused output circuits.
- **CONTROLS:**
 - Red charger monitor LED indicates state of charge of the battery.
 - Orange AC-ON LED indicates AC power is on.
 - Momentary test switch allows for quick operational check of entire system.
- **POWER REQUIREMENTS:**
120/277 Volt AC.

battery

12 volt long life lead acid battery in transparent plastic containers with visible gravity indicator.

lamp heads

PAR 36 size, high impact mar-resistant thermoplastic heads, furnished with high intensity incandescent lamps.

Note: Optional lamps available. Specify lamp suffix from chart on pages 62-63.

options

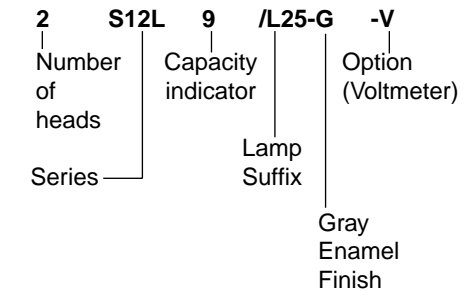
(Add Suffix to Model No.)	Suffix
Improved Diagnostics	-ID
Voltmeter	-V
Ammeter	-A
Disconnect Switch	-DS
Time Delay (12 min.)	-TD
3-wire Cord & Plug3CP
3-wire Cord & Plug (277V)3CP-277

Note: Certain option combinations may effect the UL listing. Please contact the factory for specifics.

accessories

(Order as separate item)	Model
Guard	WG4
Mounting Platform	MP12

ordering format



unit selection chart

Volts	Model No. (unit/Lamp Suffix)	Capacity in Watts to 87 1/2 % of Nominal Battery Voltage				Standard Lamps		
		1 1/2 Hrs.	2 Hrs.	3 Hrs.	4 Hrs.	Watts/ Head	Type	Lamp Rplc. No.
12	2S12L9/L25-G	350	300	250	200	25	Incand.	570.0031
	2S12L105/L25-G	400	400	300	250	25	Incand.	570.0031