

## Severe™ Series

NEMA-4X, NSF, Vandal-Resistant housing 6V-18W & 12V up to 60W capacities  
Lead-Calcium, Nickel-Cadmium or Nickel-Metal Hydride battery



### Housing

- Full gasketed NEMA-4X die-cast aluminium housing
- Vandal-resistant UV stabilized polycarbonate cover
- Comes with both Phillips head and tamper-proof screws

### Mounting

- Universal J-box mounting
- Strut or I-beam installation bracket sold separately (order catalog number: PMK-E)

### Lamp type

- Choice of MR16 LED lamp voltages and wattages


### Electronics

- Pulse plus charger
- Low voltage disconnect
- Automatic brownout protection
- Battery lock-out
- Fused output circuit
- Magnetic test switch
- Standard Improved Diagnostics (non-audible)
- Standard 15 minutes time delay
- Optional Nexus®Pro IoT monitoring system

### Photometric performance

Lamp	Spacing center-to-center (feet)	
	7 feet mounting height	15 feet mounting height
LD1	39'	34'
LD2	74'	57'
LD7	49'	39'
LD9	68'	54'
LD10	89'	80'

### Housing color



Black

White

Gray

### The Severe™ XV Series Family



Severe™ XV exit series  
PG. 48-49



Severe™ XV combo series  
PG. 50-51



Severe™ ELF650 remote series  
PG. 137

- Optional Nexus® wire and wireless monitoring system
- 120/277 60Hz

### Choice of Battery

- 6V or 12V Lead-Calcium battery
- 12V Nickel-Cadmium battery
- 12V Nickel-Metal Hydride battery

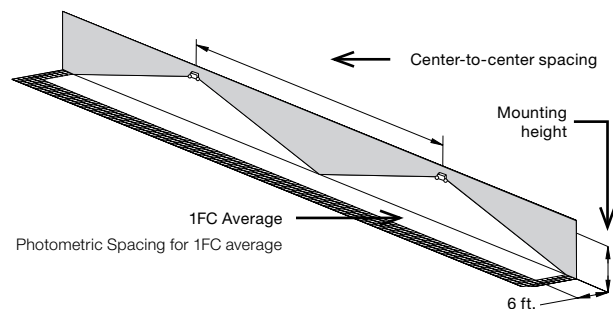
### Approvals

- UL 924 Listed
- UL listed for wet and damp location 50°F to 104°F (10°C to 40°C)
- UL listed for cold weather option -40°F to 104°F (-40°C to 40°C)
- NSF certified for use in food processing plants
- NEMA-4X Rated
- BC – California Energy Commission Title 20

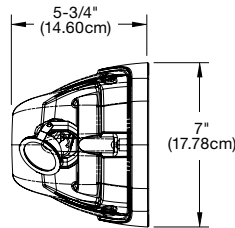
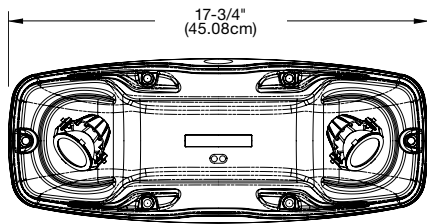
**Warranty** (subject to proper installation and maintenance)

Unit: five-year full warranty

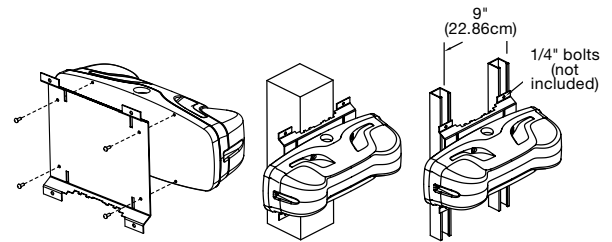
Detailed warranty terms located on **page 197** or online at: [www.lightalarms.com](http://www.lightalarms.com)



**Dimensions** (Dimensions are approximate and subject to change)



**Universal mounting brackets**



**Power consumption & unit rating chart - Non-CEC models**

Series	Battery	Voltage	DC Specs				AC Specs		
			Battery capacity (in watts)				Units dual voltage <sup>1</sup>	Current Maximum	Power Maximum
			90 Mins	2 Hrs	3 Hrs	4 Hrs			
V12N1	Nickel-Cadmium	12V	24	16	12	-	120VAC 277VAC	0.2A 0.11A	20W 20W
V12N2		12V	40	30	20	15			
V12H1	Nickel Metal Hydride	12V	60	40	30	20			

<sup>1</sup> All units 120/277 dual voltage, information based on wiring to specific voltage type  
<sup>2</sup> Dependent on lower ambient temperatures

**Power consumption & unit rating chart - CEC models**

Series	Battery	Voltage	DC Specs				AC Specs		
			Battery capacity (in watts)				Units dual voltage <sup>1</sup>	Current Maximum	Power Maximum
			90 Mins	2 Hrs	3 Hrs	4 Hrs			
VG1	Lead-Calcium	6V	18	12	-	-	120VAC 277VAC	0.2A 0.11A	20W 20W
V12G1		12V	24	16	12	-			
V12G2		12V	36	24	20	14			
V12G3		12V	54	36	27	20			
V12G1-CW4	With cold-weather option	12V	24	Note 2	-	-	120/277VAC	0.4A/0.3A	60W
V12G2-CW4		12V	36		-	-			

<sup>1</sup> All units 120/277 dual voltage, information based on wiring to specific voltage type  
<sup>2</sup> Dependent on lower ambient temperatures

**Accessories** (Order as a separate item)

Description	Product code
Bit for Tamper-proof screws	690.0454-L
Universal mounting bracket	PMK-L

**Ordering format**

# of heads	Series/Capacity	Lamp type	Housing color	Diagnostics	Options	Approval
2= Two heads	<b>Lead-Calcium battery</b> <b>VG1= 6V-18W</b> <b>V12G1= 12V-24W</b> <b>V12G2= 12V-36W</b> <b>V12G3= 12V-54W</b> <b>Nickel-Cadmium battery</b> <b>V12N1= 12V-24W</b> <b>V12N2= 12V-40W</b> <b>Nickel-Metal Hydride battery</b> <b>V12H1= 12V-60W</b>	<b>MR16 LED Lamp</b> <b>LD1= 6V-4W</b> <b>LD2= 6V-5W</b> <b>LD7= 12V-4W</b> <b>LD9= 12V-5W</b> <b>LD10= 12V-6W</b>	<b>-B= Black</b> <b>-G= Gray</b> <b>-M= White</b>	<b>Standard Diagnostic</b> <b>-D= Improved Diagnostics, non-audible</b> <b>Optional Diagnostic</b> <b>-DA= Improved Diagnostics, audible</b> <b>NEX= Nexus® Wired<sup>1</sup></b> <b>NEXP= Nexus® Pro IoT<sup>1</sup></b> <b>NEXRF= Nexus® Wireless<sup>1</sup></b>	<b>Blank= No Options</b> <b>-T3= Time delay (15 minute)</b> <b>-CW4= Cold Weather -40°F to 104°F (-40°C to 40°C)<sup>2</sup></b> <b>-SMC= Surface ceiling mount</b>	<b>-CEC= CEC Title 20 for California<sup>3</sup></b>

**Example: 2V12G2/LD10-B-D-CW4**

<sup>1</sup> Consult your sales representative  
<sup>2</sup> -CW4 option only available with V12N1 (none Nexus®), V12G1 & V12G2 models  
<sup>3</sup> Available with lead-calcium models only