

Severe™ Series

NEMA-4X, NSF, Vandal-Resistant housing 6V-18W & 12V up to 60W capacities
Lead-Calcium, Nickel-Cadmium or Nickel-Metal Hydride battery



The Severe™ XV Series Family



Severe™ XV
exit series
PG. 44-45



Severe™ XV
combo series
PG. 46-47



Severe™ ELF650
remote series
PG. 127

Housing

- Full gasketed NEMA-4X housing
- Vandal-resistant UV stabilized polycarbonate cover
- Comes with both Phillips head and tamper-proof screws

Mounting

- Universal J-box mounting
- Strut or I-beam installation bracket sold separately (order catalog number: PMK-E)

Lamp type

- Choice of MR16 LED lamp voltages and wattages

Electronics

- Pulse plus charger
- Low voltage disconnect
- Automatic brownout protection
- Battery lock-out
- Fused output circuit
- Magnetic test switch
- Standard Improved Diagnostics (non-audible)
- Standard 15 minutes time delay
- Optional: Nexus® monitoring system
- 120/277 60Hz


Photometric performance

Lamp	Spacing center-to-center (feet)	
	7 feet mounting height	15 feet mounting height
LD1	39'	34'
LD7	49'	39'
LD9	68'	54'
LD10	89'	80'

Housing color



Black



White



Gray

Choice of Battery

- 6V or 12V Lead-Calcium battery
- 12V Nickel-Cadmium battery
- 12V Nickel-Metal Hydride battery

Approvals

- UL 924 Listed
- UL listed for wet and damp location 50°F to 104°F (10°C to 40°C)
- UL listed for cold weather option -40°F to 104°F (-40°C to 40°C)
- NSF certified for use in food processing plants
- NEMA-4X Rated

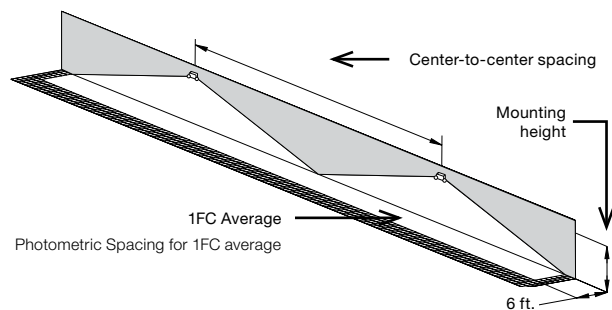
Warranty (subject to proper installation and maintenance)

Unit: five-year full warranty

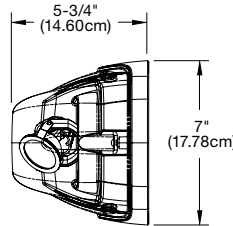
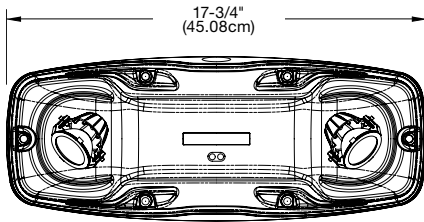
Detailed warranty terms located on [page 182](#) or online at: www.lightalarms.com

nexus™

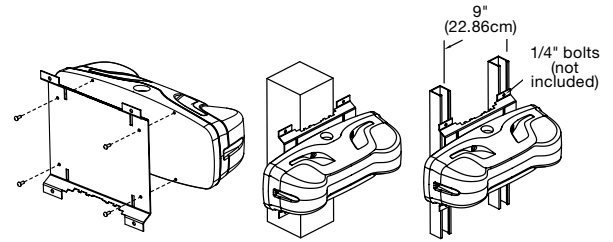
NEMA-4X



Dimensions (Dimensions are approximate and subject to change)



Universal mounting brackets



Power consumption & unit rating chart

Series	Battery	Voltage	DC Specs				AC Specs		
			Battery capacity (in watts)				Units dual voltage ¹	Current Maximum	Power Maximum
			90 Mins	2 Hrs	3 Hrs	4 Hrs			
VG1		6V	18	12	-	-			
V12G1	Lead-Calcium	12V	24	16	12	-	120VAC 277VAC	0.2A 0.11A	20W 20W
V12G2		12V	36	24	20	14			
V12G3		12V	54	36	27	20			
V12G1-CW4	With cold-weather option	12V	24	Note 2	-	-	120/277VAC	0.4A/0.3A 0.7A/4A	60W 100W
V12G2-CW4		12V	36		-	-			
V12N1	Nickel-Cadmium	12V	24	16	12	-	120VAC 277VAC	0.2A 0.11A	20W 20W
V12N2		12V	40	30	20	15			
V12H1	Nickel Metal Hydride	12V	60	40	30	20			

¹ All units 120/277 dual voltage, information based on wiring to specific voltage type
² Dependent on lower ambient temperatures

BATTERY UNITS

Accessories (Order as a separate item)

Description	Product code
Bit for Tamper-proof screws	690.0454-L
Universal mounting bracket	PMK-L

Ordering format

# of heads	Series/Capacity	Lamp type	Housing color	Diagnostics	Options
2= Two heads	Lead-Calcium battery	MR16 LED Lamp	-B= Black	Standard Diagnostic	Blank= No Options
	VG1= 6V-18W	LD1= 6V-4W	-G= Gray	-D= Improved Diagnostics, non-audible	-T3= Time delay (15 minute)
	V12G1= 12V-24W	LD7= 12V-4W	-M= White	Optional Diagnostic	-CW4= Cold Weather -40°F to 104°F (-40°C to 40°C) ¹
	V12G2= 12V-36W	LD9= 12V-5W		-DA= Improved Diagnostics, audible	-SMC= Surface ceiling mount
	V12G3= 12V-54W	LD10= 12V-6W		NEX= Nexus® Wired (contact your sales representative)	
	Nickel-Cadmium battery			NEXRF= Nexus® Wireless (contact your sales representative)	
	V12N1= 12V-24W				
	V12N2= 12V-40W				
	Nickel-Metal Hydride battery				
	V12H1= 12V-60W				

Example: 2V12G2/LD10-B-D-CW4

¹ - CW4 option only available with V12G1 & V12G2 models