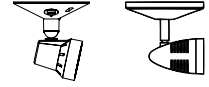


MG & MN Series

Steel housing 6V and 12V up to 36W capacities



Available Head Style Choices: ELF3 DR130
Head Style Suffix: /ELF3 /DR130

BATTERY UNITS

Housing

- Steel housing
- Standard mist white finish, optional black finish
- Choice of MR16 LED lamp voltages and wattages
- Heads available in thermoplastic or decorative die-cast aluminum

Mounting

- Ceiling or wall mount
- Universal J-box mounting

Electronics

- Pulse plus charger
- Low voltage disconnect
- Automatic brownout protection
- Battery lock-out
- Fused output circuit
- Optional Improved Diagnostics
- Optional Nexus® monitoring system
- 120/277 60Hz

Choice of Battery

- 6V or 12V Lead-Calcium battery
- 6V or 12V Nickel-Cadmium battery

Approvals

- UL 924 Standard
- BC – California Energy Commission Title 20

Warranty (subject to proper installation and maintenance)

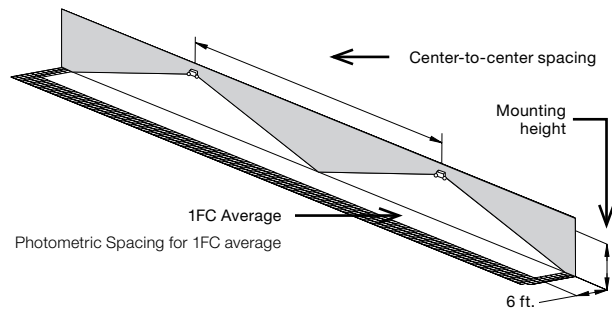
Unit: three-year limited warranty

Detailed warranty terms located on **page 197** or online at: www.lightalarms.com



Photometric performance


Lamp	Spacing center-to-center (feet)	
	7 feet mounting height	15 feet mounting height
LD1	43'	36'
LD2	81'	64'
LD7	55'	43'
LD9	71'	56'
LD10	100'	85'



Housing color

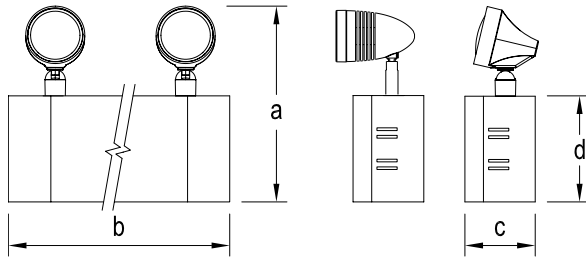


Black



Mist White

Dimensions (Dimensions are approximate and subject to change)



Cabinet dimensions

Units	Cabinet	a	b	c	d
50W and under	S	11-3/8"	11"	3-1/2"	5-1/4"
54W and higher	L	12-3/8" 10-3/4"	12-1/2"	4"	6-1/4"

Power consumption chart - Non-CEC models

Series	Battery	Voltage	DC Specs				AC Specs	
			Battery capacity (in watts)				Units dual voltage ¹	Current Maximum
			90 Mins	2 Hrs	3 Hrs	4 Hrs		
MG18	Lead-Calcium	6V	18	12	0	120VAC 277VAC	0.3A 0.15A	
MG1		6V	27	18	14			0
M12G1		12V	36	25	20			14
MN1	Nickel-Cadmium	6V	25	18	12	120VAC 277VAC	0.3A 0.15A	
M12N1		12V	36	21	15			12
M12N2		12V	50	36	25			18

¹ All units 120/277 dual voltage, information based on wiring to specific voltage type

Power consumption chart - CEC models

Series	Battery	Voltage	DC Specs				AC Specs		
			Battery capacity (in watts)				Units dual voltage ¹	Current Maximum	Stand-by power
			90 Mins	2 Hrs	3 Hrs	4 Hrs			
MG18	Lead-Calcium	6V	18	12	9	120/277VAC	0.09/0.04A	0.62W	
MG1		6V	27	18	14				0
M12G1		12V	36	24	18				13

¹ All units 120/277 dual voltage, information based on wiring to specific voltage type

Accessories (Order as a separate item)

Description	Product code
Mounting platform	MP-PQA
Wire guard (S cabinet)	WG1-L
Wire guard (L cabinet)	WG2-L
Wire guard (Front mounted heads)	WG10-L

Ordering format

Number of heads	Series/Capacity	Head style	Lamp type	Housing color	Options	Approval
0= No Heads	Lead-Calcium battery	/ELF3= ELF3	LD1= 6V-4W	-M= Mist white	Blank= No Options	-CEC= CEC Title 20
2= Two Heads		(MR16, Plastic)	MR16 LED	-B= Black	-ID= Improved Diagnostics (audible) ¹	for California ⁴
3= Three Heads	MG18= 6V-18W	/DR130= DR130	LD2= 6V-5W		-IDNA= Improved Diagnostics (non audible) ¹	
	MG1= 6V-27W	(MR16, Metal)	MR16 LED		-FM= Front mounted heads	
	M12G1= 12V-36W		LD7= 12V-4W		-NEX= Nexus [®] Wired (contact your sales representative)	
	Nickel-Cadmium battery		MR16 LED		-NEXRF= Nexus [®] Wireless (contact your sales representative)	
	M12N1= 12V-36W		LD9= 12V-5W		-T3= Time delay (15 minute) ²	
	M12N2= 12V-50W		MR16 LED		-FM= Front mounted heads	
			LD10= 12V-6W		-3CP= 120V Cord & plug, 3 wire, 3ft long ³	
			MR16 LED		-3CP277= 120V cord & plug 3 wire, 3 ft. long ³	

Example: 2MG18/ELF3-LD1-M-ID

¹ -ID & -IDNA include a time delay feature that can be enabled/disabled in the field or set by the factory by including -ID-TD* or -IDNA-TD*

² Time delay only available with ID, IDNA, NEX or NEXRF models

³ -3CP custom lengths available. Consult your sales representative

⁴ Must chose ID, IDNA or NEXRF