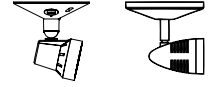


## MG & MN Series

Steel housing 6V up to 36W & 12V up to 54W capacities



**Available Head Style Choices:** ELF3 DR130  
**Head Style Suffix:** /ELF3 /DR130

### Housing

- Steel housing
- Standard mist white finish, optional black finish
- Choice of MR16 LED lamp voltages and wattages
- Heads available in thermoplastic or decorative die-cast aluminum

### Mounting

- Ceiling or wall mount
- Universal J-box mounting

### Electronics

- Pulse plus charger
- Low voltage disconnect
- Automatic brownout protection
- Battery lock-out
- Fused output circuit
- Optional Improved Diagnostics
- Optional Nexus® monitoring system
- 120/277 60Hz

### Photometric performance

Lamp	Spacing center-to-center (feet)	
	7 feet mounting height	15 feet mounting height
LD1	43'	36'
LD7	55'	43'
LD9	71'	56'
LD10	100'	85'

### Choice of Battery

- 6V or 12V Lead-Calcium battery
- 6V or 12V Nickel-Cadmium battery

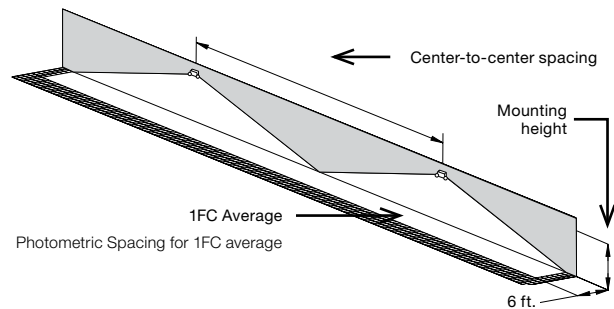
### Approvals

UL 924 Standard


### Warranty (subject to proper installation and maintenance)

Unit: three-year limited warranty


Detailed warranty terms located on [page 182](#) or online at: [www.lightalarms.com](http://www.lightalarms.com)



### Housing color

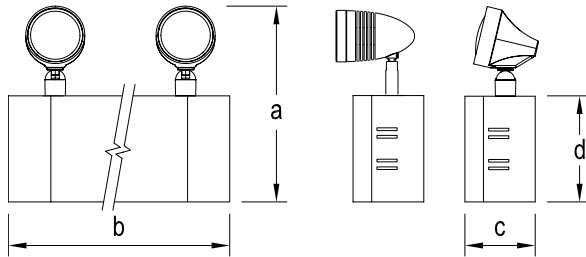


Black



Mist White

**Dimensions** (Dimensions are approximate and subject to change)



**Cabinet dimensions**

Units	Cabinet	a	b	c	d
50W and under	S	11-3/8"	11"	3-1/2"	5-1/4"
54W and higher	L	12-3/8" 10-3/4"	12-1/2"	4"	6-1/4"

**Power consumption chart**

Series	Battery	Voltage	DC Specs				AC Specs	
			Battery capacity (in watts)				Units dual voltage <sup>1</sup>	Current Maximum
			90 Mins	2 Hrs	3 Hrs	4 Hrs		
MG18	Lead-Calcium	6V	18	12	0	120VAC 277VAC	0.3A 0.15A	
MG1		6V	27	18	14			
MG2		6V	54	37	28			21
M12G1		12V	36	25	20			14
M12G2	Nickel-Cadmium	12V	54	37	28			
MN1		6V	25	18	12			0
M12N1		12V	36	21	15			12
M12N2		12V	50	36	25			18

<sup>1</sup> All units 120/277 dual voltage, information based on wiring to specific voltage type

**Accessories** (Order as a separate item)

Description	Product code
Mounting platform	MP-PQA
Wire guard (S cabinet)	WG1-L
Wire guard (L cabinet)	WG2-L
Wire guard (Front mounted heads)	WG10-L

**Ordering format**

Number of heads	Series/Capacity	Head style	Lamp type	Housing color	Options
0= No Heads	<b>Lead-Calcium battery</b>	<b>/ELF3=</b> ELF3 (MR16, Plastic)	<b>LD1=</b> 6V-4W MR16 LED	<b>-M=</b> Mist white	<b>Blank=</b> No Options
1= One Head	MG18= 6V-18W		<b>LD7=</b> 12V-4W MR16 LED	<b>-B=</b> Black	<b>-ID=</b> Improved Diagnostics (audible) <sup>2</sup>
2= Two Heads	MG1= 6V-27W	<b>/DR130=</b> DR130	<b>LD9=</b> 12V-5W MR16 LED		<b>-IDNA=</b> Improved Diagnostics (non audible) <sup>2</sup>
3= Three Heads	MG2= 6V-54W <sup>1</sup>	(MR16, Metal)	<b>LD10=</b> 12V-6W MR16 LED		<b>-FM=</b> Front mounted heads
	M12G1= 12V-36W				<b>-NEX=</b> Nexus <sup>®</sup> Wired (contact your sales representative)
	M12G2= 12V-54W <sup>1</sup>				<b>-NEXRF=</b> Nexus <sup>®</sup> Wireless (contact your sales representative)
	<b>Nickel-Cadmium battery</b>				<b>-T3=</b> Time delay (15 minute)
	MN1= 6V-25W				<b>-FM=</b> Front mounted heads
	M12N1= 12V-36W				<b>-3CP=</b> 120V Cord & plug, 3 wire, 3ft long <sup>3</sup>
	M12N2= 12V-50W				<b>-3CP277=</b> 120V cord & plug 3 wire, 3 ft. long <sup>3</sup>

**Example: 2MG18/ELF3-LD1-M-ID**

<sup>1</sup> MG2 & M12G2 models use L cabinet size

<sup>2</sup> -ID & -IDNA include a time delay feature that can be enabled/disabled in the field or set by the factory by including -ID-TD\* or -IDNA-TD\*

<sup>3</sup> -3CP custom lengths available. Consult your sales representative